

2014 Regular Season Statistics



Record: 10-6
Head Coach: Chip Kelly

Date	Result	Score	Opponent	Yards
9/7	W	34-17	Jacksonville	69,596
9/15	W	30-27	at Indianapolis	64,871
9/21	W	37-34	Washington	69,596
9/28	L	21-26	at San Francisco	70,799
10/5	W	34-28	St. Louis	69,596
10/12	W	27-0	New York Giants	69,596
10/26	L	20-24	at Arizona	61,789
11/2	W	31-21	at Houston	71,780
11/10	W	45-21	Carolina	69,596
11/16	L	20-53	at Green Bay	78,270
11/23	W	43-24	Tennessee	69,596
11/27	W	33-10	at Dallas	91,379
12/7	L	14-24	Seattle	69,596
12/14	L	27-38	Dallas	69,596
12/20	L	24-27	at Washington	78,897
12/28	W	34-26	at New York Giants	79,150

TEAM STATS	EAGLES	OPP
Total First Downs	356	338
Rushing	109	88
Passing	218	211
Penalty	29	39
3rd Down: Made/Att	103/237	88/232
3rd Down Pct.	43.5%	37.9%
4th Down: Made/Att	7/11	3/12
4th Down Pct.	63.6%	25.0%
Possession Avg.	26:40	33:20
Total Net Yards	6348	6009
Avg. Per Game	396.8	375.6
Total Plays	1127	1113
Avg. Per Play	5.6	5.4
Net Yards Rushing	1992	1771
Avg. Per Game	124.5	110.7
Total Rushes	474	473
Net Yards Passing	4356	4238
Avg. Per Game	272.3	264.9
Sacked/Yards Lost	32/225	49/357
Gross Yards	4581	4595
Attempts/Completions	621/384	591/345
Completion Pct.	61.8%	58.4%
Had Intercepted	21	12
Punts/Average	76/43.8	91/43.8
Net Punting Avg.	38.9	36.6
Penalties/Yards	115/995	121/1089
Fumbles/Ball Lost	25/15	27/16
Touchdowns	54	48
Rushing	16	14
Passing	27	30
Returns	11	4

Rushing	No.	Yds	Avg	Lg	TD
L.McCoy	312	1319	4.2	53	5
D.Sproles	57	329	5.8	49t	6
C.Polk	46	172	3.7	22	4
M.Sanchez	34	87	2.6	15	1
N.Foles	16	68	4.3	14	0
T.Burton	5	10	2.0	4	0
J.Huff	1	7	7.0	7	0
M.Barkley	3	0	0.0	0	0

Team	474	1992	4.2	53	16
Opponents	473	1771	3.7	37	14

Receiving	No.	Yds	Avg	Lg	TD
J.Maclin	85	1318	15.5	72	10
J.Matthews	67	872	13.0	44t	8
Z.Ertz	58	702	12.1	35t	3
R.Cooper	55	577	10.5	50	3
D.Sproles	40	387	9.7	57	0
B.Celek	32	340	10.6	37	1
L.McCoy	28	155	5.5	18	0
J.Huff	8	98	12.3	44	0
J.Maehl	5	46	9.2	15	0
J.Casey	3	59	19.7	26t	2
C.Polk	2	16	8.0	15	0
B.Smith	1	11	11.0	11	0

Team	384	4581	11.9	72	27
Opponents	345	4595	13.3	81t	30

INTs	No.	Yds	Avg	Lg	TD
N.Allen	4	45	11.3	40	0
M.Jenkins	3	67	22.3	53t	1
C.Williams	2	-1	-0.5	0	0
B.Fletcher	1	34	34.0	34t	1
D.Ryans	1	0	0.0	0	0
B.Boykin	1	0	0.0	0	0

Team	12	145	12.1	53t	2
Opponents	21	257	12.2	52t	2

Sacks: C.Barwin 14.5, V.Curry 9.0, T.Cole 6.5, B.Graham 5.5, M.Kendricks 4.0, F.Cox 4.0, C.Matthews 1.5, B.Bair 1.5, N.Allen 1.0, C.Thornton 1.0, B.Allen 0.5 **Team: 49.0, Opponents: 32.0**

Fumbles Lost: M.Sanchez 3, L.McCoy 3, N.Foles 3, Z.Ertz 1, J.Huff 1, R.Cooper 1, D.Sproles 1, D.Ryans 1, B.Celek 1 **Total: 15**

Opponent Fumble Recoveries: N.Allen 3, C.Thornton 3, F.Cox 3, Z.Ertz 1, V.Curry 1, N.Carroll II 1, C.Matthews 1, D.Ryans 1, M.Jenkins 1, B.Fletcher 1 **Total: 16**

Punt Returns	Ret	FC	Yds	Avg	Lg	TD
D.Sproles	39	16	506	13.0	82t	2
J.Maclin	2	4	25	12.5	18	0
R.Cooper	0	1	0	0	0	0

Team	41	21	531	13.0	82t	2
Opponents	29	22	238	8.2	75t	1

Passing	Att	Cmp	Yds	Cmp%	Yds/Att	TD	TD%	Int	Int%	Lg	Sk/Lost	Ret
M.Sanchez	309	198	2418	64.1%	7.8	14	4.5%	11	3.6%	72	23/151	88.4
N.Foles	311	186	2163	59.8%	7.0	13	4.2%	10	3.2%	68t	9/74	81.4
M.Barkley	1	0	0	0.0%	0.0	0	0.0%	0	0.0%	0	0/0	39.6
Team	621	384	4581	61.8%	7.4	27	4.3%	21	3.4%	72	32/225	84.8
Opponents	591	345	4595	58.4%	7.8	30	5.1%	12	2.0%	81t	49/357	91.6

Score By Periods	Q1	Q2	Q3	Q4	OT	Pts
Team	130	117	128	99	0	474
Opponents	103	110	84	103	0	400

2-Pt. Conversions: Team 0/0, Opponents: 0/1

Scoring	TD	Ru	Pa	Rt	PAT	FG	2Pt	Pts
C.Parkey	0	0	0	0	54/54	32/36	0	150
J.Maclin	10	0	10	0	0/0	0/0	0	60
D.Sproles	8	6	0	2	0/0	0/0	0	48
J.Matthews	8	0	8	0	0/0	0/0	0	48
L.McCoy	5	5	0	0	0/0	0/0	0	30
C.Polk	5	4	0	1	0/0	0/0	0	30
R.Cooper	3	0	3	0	0/0	0/0	0	18
Z.Ertz	3	0	3	0	0/0	0/0	0	18
J.Casey	2	0	2	0	0/0	0/0	0	12
C.Maragos	1	0	0	1	0/0	0/0	0	6
B.Fletcher	1	0	0	1	0/0	0/0	0	6
B.Smith	1	0	0	1	0/0	0/0	0	6
B.Celek	1	0	1	0	0/0	0/0	0	6
M.Sanchez	1	1	0	0	0/0	0/0	0	6
M.Jenkins	1	0	0	1	0/0	0/0	0	6
T.Burton	1	0	0	1	0/0	0/0	0	6
J.Huff	1	0	0	1	0/0	0/0	0	6
C.Thornton	1	0	0	1	0/0	0/0	0	6
F.Cox	1	0	0	1	0/0	0/0	0	6
Team	54	16	27	11	54/54	32/36	0	474
Opponents	48	14	30	4	46/47	22/27	0	400

Field Goals	1-19	20-29	30-39	40-49	50+
C.Parkey	0/0	10/10	14/16	4/6	4/4
Team	0/0	10/10	14/16	4/6	4/4
Opponents	0/0	9/9	4/7	7/7	2/4


Parkey: [51G, 28G, 31G, 38N, 23G, 36G, 38G, 33G, 51G, 26G, 27G, 31G, 45G, 54G, 20G, 45G, 39G, 33G, 33G, 36G, 26G, 49N, 35G, 30G, 50G, 31G, 22G, 26G, 25G, 47G, 43G, 34N, 46N, 22G, 32G, 39G]

Opps: [49G, 50N, 36B, 46G, 27G, 49G, 44G, 33N, 29G, 51G, 46G, 31G, 28G, 39N, 27G, 33G, 50N, 20G, 28G, 44G, 49G, 25G, 26G, 38G, 20G, 36G, 53G]

Punting	No	Yds	Avg	Net	TB	In	Lg	B
D.Jones	76	3331	43.8	38.9	7	34	68	0
Team	76	3331	43.8	38.9	7	34	68	0
Opponents	91	3984	43.8	36.6	6	27	71	4

Kickoff Returns	No.	Yds	Avg	Lg	TD
J.Huff	14	415	29.6	107t	1
C.Polk	11	340	30.9	102t	1
J.Casey	3	38	12.7	16	0
N.Carroll	2	45	22.5	24	0
B.Smith	1	21	21.0	21	0
D.Sproles	1	15	15.0	15	0
Team	32	874	27.3	107t	2
Opponents	52	1183	22.8	44	0

2014 Regular Season Defensive Statistics



DEFENSIVE STATISTICS

PLAYER	TACKLES			For Loss	Quarterback				FF	FR
	Total	Solo	Asst		Sacks	Hur	INT	KD		
Jenkins	113	68	45	3	0	0	3	14	0	1
Kendricks	108	77	31	4	4	3	0	2	3	0
Barwin	83	52	31	17.5	14.5	21	0	6	2	0
N. Allen	70	46	24	0	1	0	4	5	2	3
Cox	70	59	11	7	4	14	0	0	1	3
Fletcher	66	52	14	1	0	0	1	26	1	1
Ryans	65	48	17	3	0	0	1	1	0	1
Cole	64	38	26	12.5	6.5	20	0	2	3	0
C. Matthews	62	40	22	1	1.5	3	0	0	1	1
Logan	61	49	12	3	0	5	0	1	1	0
Thornton	61	37	24	3	1	2	0	2	0	3
Williams	51	45	6	2	0	0	2	10	0	0
Graham	43	29	14	13.5	5.5	18	0	0	4	0
Boykin	36	29	7	0	0	0	1	10	1	0
Acho	36	23	13	0	0	0	0	0	0	0
Carroll II	26	24	2	0	0	1	0	5	0	0
Bair	17	12	5	1	1.5	2	0	1	0	0
Curry	16	12	4	2	9	4	0	0	4	1
B. Allen	15	8	7	0	0.5	1	0	0	0	0
Wolff	3	3	0	0	0	0	0	1	0	0
Watkins	3	3	0	0	0	0	0	1	0	0
Smith II	1	0	1	0	0	1	0	0	0	0
TOTALS	1070	754	316	73.5	49	95	12	87	23	14

SACKS (49)

Barwin	14.5	Bair	1.5
Curry	9.0	C. Matthews	1.5
Cole	6.5	N. Allen	1.0
Graham	5.5	Thornton	1.0
Cox	4.0	B. Allen	0.5
Kendricks	4.0		

INTERCEPTIONS (12)

N. Allen	4	Boykin	1
Jenkins	3	Fletcher	1
Williams	2	Ryans	1

TOUCHDOWNS (4)

Cox (1), recovered a fumble following a sack by LB Trent Cole and returned it 17 yards for a score vs. Jax. (9/7)

Fletcher (1), intercepted QB Cam Newton and returned the ball 34 yards for a touchdown vs. Car. (11/10)

Jenkins (1), intercepted QB Colin Kaepernick and returned the ball 53 yards for a touchdown at SF (9/28)

Thornton (1), recovered a fumble in the end zone following a sack by LB Trent Cole vs. StL (10/5)

INDIVIDUAL SINGLE-GAME BESTS

Tackles: 16 by Kendricks vs. Seattle

Tackles for Loss: 3.5 by Barwin vs. Carolina

Sacks: 3.5 by Barwin vs. Carolina

Passes Defensed: 4 by Fletcher vs. Carolina

Interceptions: 1 by six players (N.Allen (4), Boykin, Fletcher, Jenkins (3), Ryans, Williams (2))

Forced Fumbles: 1 on 25 occasions (N.Allen (2), Barwin (2), Boykin, Cole (3), Cox, Curry (4), Fletcher, Graham (4), Jenkins, Kendricks (3), Logan, Maragos, C.Matthews)

Fumble Recoveries: 2 by Thornton vs. St. Louis

Special Teams Tackles: 3 by five players (Burton, Carroll II, Maragos, Polk & Prosinski (2))

SPECIAL TEAMS TACKLES (111)

Maragos	14	Huff	5
Casey	13	Jenkins	4
Carroll II	11	Acho	3
Prosinski	9	Parkey	3
Braman	8	Dorenbos	2
Graham	8	C. Matthews	2
Burton	7	Boykin	1
Polk	7	Watkins	1
B. Smith	6	Williams	1
Fletcher	5	Wolff	1

SPECIAL TEAMS FORCED FUMBLES (2)

Jenkins	1	Maragos	1
---------	---	---------	---

SPECIAL TEAMS FUMBLE RECOVERIES (2)

Carroll II	1	Ertz	1
------------	---	------	---

2014 Regular Season Nest of Stats



RED ZONE

Team	Total	TD	FG	MFG	Dwn	Fbl	INT	Clk	Pnt	TD%	Score%
PHILADELPHIA	59	29	22	1	2	1	2	2	0	49.2	86.4
Opponents	43	25	12	2	2	1	1	0	0	58.1	86.0

GOAL-TO-GO

Team	Total	TD	FG	MFG	Dwn	Fbl	INT	Clk	Pnt	TD%	Score%
PHILADELPHIA	32	20	8	0	2	0	1	1	0	62.5	87.5
Opponents	30	21	7	0	1	1	0	0	0	70.0	93.3

PENALTY BREAKDOWN

	<u>Phila.</u>	<u>Opp.</u>
Total Penalties (Yards Lost)	115 (995)	121 (1,089)
Offensive Penalties (Yards Lost)	49 (410)	68 (514)
Defensive Penalties (Yards Lost)	49 (452)	35 (396)
Special Teams Penalties (Yards Lost)	17 (133)	18 (179)
1st Downs Given Up by Penalty	39	29

TIME SPENT IN THE LEAD

	<u>Phila.</u>	<u>Opp.</u>	<u>Tied</u>
Through 16 games (960:00 minutes)	487:38	292:28	179:54
Percentage of time in the lead	50.8	30.5	18.7

REPLAY CHALLENGES

	<u>Challenge</u>	<u>Overtuned</u>
By Eagles	6	4
By Opponent	10	2

MOST FIRST DOWNS EARNED

Player	Rush	Rec.	Total
LeSean McCoy	67	10	77
Jeremy Maclin	-	56	56
Zach Ertz	-	42	42
Jordan Matthews	-	42	42
Darren Sproles	18	17	35
Riley Cooper	-	25	25
Brent Celek	-	16	16
Chris Polk	12	1	13
Nick Foles	6	-	6
Josh Huff	1	4	5
Mark Sanchez	5	-	5
James Casey	-	3	3
Jeff Maehl	-	1	1
Brad Smith	-	1	1

2014 LONGEST DRIVES

	<u>EAGLES</u>	<u>OPPS.</u>
Most Plays:	15 4x, at Was., 12/20 15-93-7:04 Touchdown	16 vs. Dal., 12/14 16-88-8:16 Touchdown
Most Yards:	97 vs. NYG, 10/12 8-97-4:09 Touchdown	91 vs. Sea., 12/7 5-91-3:08 Touchdown
Most Time:	8:01 at Hou., 11/2 15-80-8:01 Touchdown	8:47 at SF, 9/28 14-69-8:47 Field Goal

2014 LONGEST TD DRIVES

	<u>EAGLES</u>	<u>OPPS.</u>
Most Plays:	15 2x, at Was., 12/20 15-93-7:04	16 vs. Dal., 12/14 16-88-8:16
Most Yards:	97 vs. NYG, 10/12 8-97-4:09	91 vs. Sea., 12/7 5-91-3:08
Most Time:	8:01 at Hou., 11/2 15-80-8:01	8:16 vs. Dal., 12/14 16-88-8:16

EAGLES WEEK-BY-WEEK NFL RANKINGS

	<u>Offense</u>			<u>Defense</u>		
	<u>Run</u>	<u>Pass</u>	<u>Total</u>	<u>Run</u>	<u>Pass</u>	<u>Total</u>
Week 1	8	10	5t	5	18	7
Week 2	9	2	1	20	11	13
Week 3	19	2	6	13	30	26
Week 4	26	6	10	26	23	28
Week 5	23	9	14	24	29	28
Week 6	15	10	12	21	21	24
Week 7	14	7	9	23	23	24
Week 8	14	6	5	21	26	26
Week 9	8	5	4	20	22	22
Week 10	13	5	5	19	22	21
Week 11	14	4	4	19t	28	26
Week 12	12	4	4	16	30	27
Week 13	6	5	4	12	26	24
Week 14	7	8	5	18	26	24
Week 15	8	7	5	18	28	26t
Week 16	9	6	5	17	25	25
Week 17	9	6	5	15	31	28



2014 3rd Down Efficiency



EAGLES THIRD-AND...

Date	Opp	1	2	3	4	5	6	7	8	9	10	10+	Totals
9/7	Jax	0-0	1-1	1-1	0-0	1-4	1-2	1-2	0-1	0-1	1-2	2-5	8-19
9/15	at Ind	0-2	2-2	0-0	0-0	1-1	0-0	0-1	0-1	0-0	0-1	2-4	5-12
9/21	Was	0-0	0-0	0-1	0-0	0-0	1-2	0-2	2-3	0-0	0-1	1-2	4-11
9/28	at SF	1-2	0-0	0-0	1-2	1-2	0-1	0-0	0-0	1-1	0-1	1-4	5-13
10/5	StL	0-0	1-1	2-3	0-0	1-2	1-3	1-1	1-3	1-1	0-0	0-1	8-15
10/12	NYG	0-0	0-0	2-2	0-1	0-2	1-2	0-1	1-2	0-0	0-0	0-3	4-13
10/26	at Ari	0-1	2-4	1-3	1-1	2-2	1-2	0-0	0-0	0-0	0-2	2-5	9-20
11/2	at Hou	3-3	0-0	1-1	0-1	0-3	0-0	0-1	2-3	1-1	1-1	1-2	9-16
11/10	Car	1-1	0-2	0-0	0-2	0-0	0-0	0-0	1-2	0-1	2-4	1-3	5-15
11/16	at GB	1-1	1-2	1-2	0-3	0-0	0-2	0-0	0-0	0-0	0-2	2-3	5-15
11/23	Ten	0-0	1-1	1-1	1-1	1-3	3-4	0-1	1-1	1-1	0-0	1-6	10-19
11/27	at Dal	2-2	2-2	1-3	2-3	1-2	0-1	0-1	0-0	0-0	0-0	0-1	8-15
12/7	Sea	0-0	2-2	0-2	0-0	0-0	0-2	0-0	0-0	0-1	0-1	0-3	2-11
12/14	Dal	0-0	1-1	0-0	0-0	2-2	0-1	1-2	0-0	0-1	0-0	1-4	5-11
12/20	at Was	0-1	2-2	2-2	0-3	0-0	0-0	1-1	1-1	0-0	0-1	3-5	9-16
12/28	at NYG	3-3	0-1	1-2	0-1	0-1	0-0	2-2	0-1	0-2	0-1	1-2	7-16
Regular Season Totals:		11-16	15-21	13-23	5-18	10-24	8-22	6-15	9-18	4-10	4-17	18-53	103-237
		68.8	71.4	56.5	27.8	41.7	36.4	40.0	50.0	40.0	23.5	34.0	43.5

OPPONENTS THIRD-AND...

Date	Opp	1	2	3	4	5	6	7	8	9	10	10+	Totals
9/7	Jax	1-3	0-0	0-0	0-1	0-0	0-0	0-1	0-2	1-2	0-5	0-0	2-14
9/15	at Ind	2-2	0-1	0-0	0-0	1-3	0-1	0-0	0-0	0-1	0-1	1-3	4-12
9/21	Was	4-4	0-2	3-4	0-0	0-0	1-1	0-0	0-0	0-1	0-2	0-1	8-15
9/28	at SF	1-1	1-2	0-2	0-2	1-1	0-0	1-3	0-1	1-1	1-1	2-5	8-19
10/5	StL	0-0	0-0	1-1	0-0	1-2	1-1	0-0	1-2	1-1	1-4	1-3	7-14
10/12	NYG	0-1	0-0	0-0	0-1	0-1	0-1	0-0	0-0	0-0	0-3	2-7	2-14
10/26	at Ari	1-1	1-2	1-1	1-1	1-2	0-0	1-1	0-1	0-0	1-3	0-5	7-17
11/2	at Hou	0-0	2-2	0-0	0-0	0-1	1-2	1-1	0-2	0-1	0-1	1-3	5-13
11/10	Car	2-2	1-2	1-2	0-0	0-1	1-1	2-3	0-0	0-0	1-1	2-8	10-20
11/16	at GB	0-0	1-1	0-0	1-1	0-0	0-1	2-2	0-1	1-2	2-2	1-4	8-14
11/23	Ten	0-0	1-2	0-2	0-0	0-1	0-2	0-0	0-0	0-0	0-1	1-4	2-12
11/27	at Dal	1-1	0-1	1-4	0-0	0-0	0-0	1-1	1-2	0-0	0-1	0-2	4-12
12/7	Sea	2-2	1-1	0-0	0-0	0-3	1-1	0-1	0-0	0-1	0-1	3-6	7-16
12/14	Dal	0-2	0-0	1-1	0-0	1-1	1-1	2-2	0-0	0-0	0-0	0-6	5-13
12/20	at Was	0-0	1-1	0-1	0-0	0-0	0-0	0-2	0-0	1-1	0-2	0-2	2-9
12/28	at NYG	1-1	1-2	0-0	0-0	2-4	0-0	1-1	0-0	0-2	1-3	1-5	7-18
Regular Season Totals:		15-20	10-19	8-18	2-6	7-20	6-12	11-18	2-11	5-13	7-31	15-64	88-232
		75.0	52.6	44.4	33.3	35.0	50.0	61.1	18.2	38.5	22.6	23.4	37.9

2014 Turnover Breakdown



TAKEAWAYS

<u>Date</u>	<u>Opponent</u>	<u>Turnover</u>	<u>Starting L.O.S.</u>	<u>Point of Turnover</u>	<u>Resulting L.O.S.</u>	<u>Qtr.</u>	<u>Result (pts)</u>
9/7	Jax	Cox FR (Cole FF of QB Henne)	JAX31	JAX23	End Zone	4	Touchdown (7)
9/15	at Ind	Ryans FR (Cox FF of RB Richardson)	IND25	IND26	IND26	3	Touchdown (7)
		Jenkins INT (QB Luck)	PHI22	PHI16	PHI24	4	Touchdown (7)
9/21	Was	Jenkins INT (QB Cousins)	WAS20	WAS41	WAS35	4	Field Goal (3)
9/28	at SF	Jenkins INT (QB Kaepernick)	SF45	PHI47	End Zone	2	Touchdown (7)
10/5	StL	*Cox FR (Curry FF of QB Davis)	PHI5	PHI14	PHI20	2	Interception (0)
		Thornton FR (Cole FF of QB Davis)	STL11	STL5	End Zone	3	Touchdown (7)
		Thornton FR (Graham FF of RB Stacy)	PHI30	PHI31	STL24	3	Touchdown (7)
10/12	NYG	C.Matthews FR (Fletcher FF of TE Fells)	NYG42	PHI38	PHI46	4	Punt (0)
10/26	at Ari	N.Allen FR (N.Allen FF of RB Ellington)	ARZ37	ARZ45	ARZ48	3	Punt (0)
11/2	at Hou	*D.Ryans INT (QB Fitzpatrick)	PHI10	PHI9	PHI7	4	Fumble (0)
11/10	Car	Thornton FR (C.Matthews FF of RB Williams)	CAR23	CAR24	CAR22	1	Field Goal (3)
		Williams INT (QB Newton)	CAR31	CAR42	CAR43	1	Touchdown (7)
		Fletcher INT (QB Newton)	CAR26	CAR34	End Zone	2	Touchdown (7)
		N.Allen INT (QB Newton)	PHI49	PHI5	PHI8	2	End of Half (0)
		Curry FR (Graham FF of QB Newton)	CAR46	CAR30	CAR30	3	Touchdown (7)
11/16	at GB	None					
11/23	Ten	N.Allen FR (Kendricks FF of G Schwenke)	TEN23	TEN29	TEN33	3	Touchdown (7)
		Fletcher FR (Logan FF of RB Sankey)	PHI41	PHI41	PHI47	3	Field Goal (3)
		Boykin INT (QB Mettenberger)	TEN37	TEN41	TEN41	4	Punt (0)
11/27	at Dal	N.Allen FR (Boykin FF of WR Beasley)	DAL23	DAL32	DAL11	2	Field Goal (3)
		Williams INT (QB Romo)	PHI42	PHI26	PHI26	3	Field Goal (3)
		N.Allen INT (QB Romo)	PHI44	PHI8	PHI9	4	End of Game (0)
12/7	Sea	ST-Ertz FR (P Ryan fumble)	SEA38	SEA24	SEA14	1	Touchdown (7)
		Jenkins FR (Kendricks FF of RB Lynch)	PHI36	PHI32	PHI30	4	Interception (0)
12/14	Dal	Cox FR (Curry FF of QB Romo)	DAL18	DAL14	DAL14	3	Touchdown (7)
12/20	at Was	ST-Carroll II FR (Jenkins FF of WR Roberts)	PHI35	WAS20	WAS16	3	Missed FG (0)
		N.Allen INT (QB Griffin III)	WAS17	PHI45	PHI46	4	Field Goal (3)
12/28	at NYG	N.Allen INT (QB Manning)	NYG35	PHI42	NYG18	4	End of Game (0)

Regular Season Totals: 28 takeaways resulting in 102 points

L.O.S. - Line of scrimmage

* - Red zone play

ST - Special teams play

(TB) - Touch back

2014 Turnover Breakdown



GIVEAWAYS

<u>Date</u>	<u>Opponent</u>	<u>Turnover</u>	<u>Starting L.O.S.</u>	<u>Point of Turnover</u>	<u>Resulting L.O.S.</u>	<u>Qtr.</u>	<u>Result (pts)</u>
9/7	Jax	Foles fumble (R.Davis FR)	JAX43	JAX49	PHI44	1	Touchdown (7)
		Foles fumble (E.Hood FR)	PHI25	PHI16	PHI21	1	Touchdown (7)
		*Foles interception (A.Ball)	JAX5	End Zone	JAX20	2	Blocked FG (0)
9/15	at Ind	Foles interception (G.Toler)	PHI47	IND5	IND5	2	End of Half (0)
9/21	Was	Sproles fumble (D.Hall FR)	WAS32	WAS11	WAS28	2	Field Goal (3)
9/28	at SF	Cooper fumble (J.Smith FR)	PHI43	SF45	SF29	2	End of Half (0)
		Ertz fumble (P.Cox FR)	PHI20	PHI23	PHI23	3	Touchdown (7)
		Foles interception (A.Bethea)	PHI28	SF26	SF26	3	Punt (0)
		Foles interception (P.Cox)	PHI17	PHI44	PHI44	4	End of Game (0)
10/5	StL	McCoy fumble (E.Gaines FR)	PHI29	PHI20	PHI19	2	Fumble (0)
		Foles interception (E.Gaines)	PHI39	STL16	STL16	2	Touchdown (7)
		Foles fumble (M.Brockers FR)	PHI48	STL38	STL38	4	Touchdown (7)
10/12	NYG	Foles interception (A.Rolle)	NYG16	NYG18	NYG25	2	Punt (0)
		Foles interception (Z.Bowman)	PHI35	PHI39	PHI21	3	Downs (0)
10/26	at Ari	*Huff fumble (D.Bucannon FR)	ARZ19	ARZ7	ARZ2	2	Punt (0)
		Foles interception (A.Cromartie)	ARZ25	End Zone	ARZ38	2	Punt (0)
		Foles interception (A.Cromartie)	PHI41	ARZ42	PHI40	4	Field Goal (3)
11/2	at Hou	Foles interception (A.J.Bouye)	PHI20	HOU49	End Zone	1	Touchdown (7)
		Sanchez interception (J.Rolle)	HOU35	HOU19	HOU32	2	Touchdown (7)
		Sanchez interception (J.Rolle)	PHI32	PHI42	PHI38	3	Interception (0)
		Ryans fumble (D.Hopkins FR)	PHI10	PHI9	PHI7	4	Touchdown (7)
11/10	Car	None					
11/16	at GB	Sanchez fumble (N.Perry FR)	GB42	GB47	GB45	3	Punt (0)
		Sanchez interception (J.Peppers)	PHI48	GB48	End Zone	3	Touchdown (7)
		Sanchez interception (T.Williams)	PHI26	PHI38	PHI36	4	Missed FG (0)
		Sanchez fumble (C.Hayward FR)	GB34	PHI49	End Zone	4	Touchdown (7)
11/23	Ten	Sanchez interception (B.Ghee)	PHI8	PHI30	PHI30	1	Touchdown (7)
		Sanchez interception (D.Stafford)	TEN43	TEN26	PHI41	3	Fumble (0)
11/27	at Dal	McCoy fumble (J.Mincey FR)	PHI12	PHI13	PHI13	3	Field Goal (3)
12/7	Sea	McCoy fumble (E.Thomas FR)	PHI20	PHI19	PHI19	3	Touchdown (7)
		Sanchez interception (T.Simon)	PHI30	SEA30	SEA30	4	Punt (0)
12/14	Dal	Sanchez interception (J.Wilcox)	PHI24	PHI42	PHI42	3	Touchdown (7)
		Celek fumble (K.Wilber FR)	PHI20	PHI34	PHI34	4	Field Goal (3)
		Sanchez interception (B.Carter)	PHI41	DAL45	PHI47	4	End of Game (0)
12/20	at Was	Sanchez fumble (R.Kerrigan FR)	WAS47	PHI47	PHI47	1	Field Goal (3)
		Sanchez interception (B.Breeland)	WAS48	WAS42	WAS42	4	Field Goal (3)
12/28	at NYG	Sanchez interception (M.Harris)	PHI38	NYG40	PHI49	2	Field Goal (3)

Regular Season Totals: 36 giveaways resulted in 112 points


L.O.S. - Line of scrimmage

* - Red zone play

ST - Special teams play

(TB) - Touch back

2014 Drive Engineering



EAGLES GAME-BY-GAME DRIVES

DATE	QB	Drives	Drives Ended By										Points Yielded	Pts./ Drive	Drive Efficiency
			TD	FG	MFG	Punt	Down	INT	Fum	Sfty	Clock				
9/7 vs Jax	Foles	15	3	2	0	6	0	1	2	0	1	27	1.80	33.3	
9/15 at Ind	Foles	12	3	3	1	4	0	1	0	0	0	30	2.50	50.0	
9/21 vs Was	Foles	12	3	3	0	4	0	0	1	0	1	30	2.50	50.0	
9/28 at SF	Foles	11	0	0	0	6	1	2	2	0	0	0	0.00	0.00	
10/5 vs StL	Foles	12	2	2	0	4	0	1	2	0	1	20	1.67	33.3	
10/12 vs NYG	Foles	13	3	2	0	6	0	2	0	0	0	27	2.08	38.5	
10/26 at Ari	Foles	14	2	2	0	6	0	2	1	0	1	20	1.43	28.6	
11/2 at Hou	Foles	4	1	0	0	2	0	1	0	0	0	7	1.75	25.0	
	Sanchez	8	3	1	0	1	0	2	0	0	1	24	3.00	50.0	
11/10 vs Car	Sanchez	13	4	1	0	6	1	0	0	0	1	31	2.38	38.5	
	Barkley	2	0	0	0	1	0	0	0	0	1	0	0.00	0.0	
11/16 at GB	Sanchez	13	2	2	0	4	1	2	2	0	0	20	1.54	30.8	
11/23 vs Ten	Sanchez	14	3	5	1	3	0	2	0	0	0	36	2.57	57.1	
11/27 at Dal	Sanchez	12	3	4	0	3	0	0	1	0	1	33	2.75	58.3	
12/7 vs Sea	Sanchez	12	2	0	0	8	0	1	1	0	0	14	1.17	16.7	
12/14 vs Dal	Sanchez	11	3	2	0	3	0	2	1	0	0	27	2.45	45.5	
12/20 at Was	Sanchez	11	3	1	2	2	0	1	1	0	1	24	2.18	36.4	
12/28 at NYG	Sanchez	14	3	2	0	7	0	1	0	0	1	27	1.93	35.7	
TOTALS:	Sanchez	108	26	18	3	37	2	11	6	0	5	236	2.19	40.7	
	Foles	93	17	14	1	38	1	10	8	0	4	161	1.73	33.3	
	Barkley	2	0	0	0	1	0	0	0	0	1	0	0.00	0.0	
	TEAM	203	43	32	4	76	3	21	14	0	10	397	1.96	36.9	

Note: Drive Efficiency measures the percentage of drives resulting in points

2014 Drive Engineering



OPPONENTS GAME-BY-GAME DRIVES

DATE	QB	Drives	Drives Ended By									Points Yielded	Pts./ Drive	Drive Efficiency
			TD	FG	MFG	Punt	Down	INT	Fum	Sfty	Clock			
9/7 vs Jac	Henne	16	2	1	1	8	2	0	1	0	1	17	1.06	18.8
9/15 at Ind	Luck	12	3	2	0	4	0	1	1	0	1	27	2.25	41.7
9/21 vs Was	Cousins	13	4	2	1	3	1	1	0	0	1	34	2.62	46.2
9/28 at SF	Kaepernick	15	2	4	0	6	0	1	0	0	2	26	1.73	40.0
10/5 vs StL	Davis	14	4	0	0	5	1	0	3	0	1	28	2.00	28.6
10/12 vs NYG	Manning	13	0	0	0	10	1	0	1	0	1	0	0.00	0.0
	Nassib	1	0	0	0	0	0	0	0	0	1	0	0.00	0.0
10/26 at Ari	Palmer	13	3	1	0	8	0	0	1	0	0	24	1.85	30.8
11/2 at Hou	Fitzgerald	11	2	0	1	6	1	1	0	0	0	14	1.27	18.2
11/10 vs Car	Newton	16	3	0	0	7	1	3	2	0	0	21	1.31	18.8
11/16 at GB	Rodgers	8	4	2	1	1	0	0	0	0	0	34	4.25	75.0
	Flynn	2	0	0	0	1	0	0	0	0	1	0	0.00	0.0
11/23 vs Ten	Mettenberger	16	3	1	0	6	1	1	2	0	2	24	1.50	25.0
11/27 at Dal	Romo	12	1	1	0	5	1	2	1	0	1	10	0.83	16.7
12/7 vs Sea	Wilson	13	3	1	0	6	0	0	2	0	1	24	1.85	30.8
12/14 vs Dal	Romo	13	5	1	0	5	0	0	1	0	1	38	2.92	46.2
12/20 at Was	Griffin III	11	3	2	0	3	0	1	1	0	1	24	2.18	45.5
12/28 at NYG	Manning	14	2	4	0	7	0	1	0	0	0	26	1.86	42.9
TOTALS:	TEAM	213	44	22	4	91	9	12	16	0	15	371	1.74	31.0

Note: Drive Efficiency measures the percentage of drives resulting in points

2014 Plays From Scrimmage Of 20+ Yards



EAGLES vs. JAGUARS - 9/7/14

EAGLES: 5 pass, 1 rush

Run	Pass	Description
	68t	Nick Foles to Jeremy Maclin
49t		Darren Sproles run
	30	Nick Foles to Jordan Matthews
	26	Nick Foles to Zach Ertz
	26	Nick Foles to Zach Ertz
	25t	Nick Foles to Zach Ertz

JAGUARS: 3 pass, 0 rush

Run	Pass	Description
	46	Chad Henne to Allen Hurns
	34t	Chad Henne to Allen Hurns
	21t	Chad Henne to Allen Hurns

EAGLES at COLTS - 9/15/14

EAGLES: 5 pass, 1 rush

Run	Pass	Description
	57	Nick Foles to Darren Sproles
	51	Nick Foles to Darren Sproles
	27	Nick Foles to Zach Ertz
	24	Nick Foles to Zach Ertz
	21	Nick Foles to Zach Ertz
21		LeSean McCoy run

COLTS: 0 pass, 1 rush

Run	Pass	Description
29		Ahmad Bradshaw run

EAGLES vs. WASHINGTON- 9/21/14

EAGLES: 5 pass, 0 rush

Run	Pass	Description
	40	Nick Foles to Jeremy Maclin
	27	Nick Foles to Jeremy Maclin
	26	Nick Foles to Jeremy Maclin
	22	Nick Foles to Darren Sproles
	21	Nick Foles to Riley Cooper

WASHINGTON: 5 pass, 0 rush

Run	Pass	Description
	81	Kirk Cousins to DeSean Jackson
	55	Kirk Cousins to Roy Helu
	43	Kirk Cousins to Pierre Garcon
	37	Kirk Cousins to Niles Paul
	23	Kirk Cousins to Pierre Garcon

EAGLES at 49ERS- 9/28/14

EAGLES: 1 pass, 0 rush

Run	Pass	Description
	22	Nick Foles to Jeremy Maclin

49ERS: 4 pass, 2 rush

Run	Pass	Description
	55	Colin Kaepernick to Frank Gore
28		Colin Kaepernick run
28		Frank Gore run
	25	Colin Kaepernick to Michael Crabtree
	23	Colin Kaepernick to Brandon Lloyd
	23	Colin Kaepernick to Anquan Boldin

EAGLES vs. RAMS - 10/5/14

EAGLES: 2 pass, 1 rush

Run	Pass	Description
25		Darren Sproles run
	24t	Nick Foles to Jeremy Maclin
	23	Nick Foles to Jeremy Maclin

RAMS: 6 pass, 0 rush

Run	Pass	Description
	43	Austin Davis to Brian Quick
	32	Austin Davis to Kenny Britt
	30t	Austin Davis to Kenny Britt
	25	Austin Davis to Brian Quick
	22	Austin Davis to Lance Kendricks
	22	Austin Davis to Tavon Austin

EAGLES vs. GIANTS - 10/12/14

EAGLES: 4 pass, 1 run

Run	Pass	Description
28		LeSean McCoy run
	26t	Nick Foles to James Casey
	26	Nick Foles to Jordan Matthews
	24	Nick Foles to Brent Celek
	23	Nick Foles to Zach Ertz

GIANTS: 2 pass, 0 rush

Run	Pass	Description
	29	Ryan Nassib to Adrien Robinson
	20	Eli Manning to Daniel Fells

EAGLES at CARDINALS - 10/26/14

EAGLES: 6 pass, 0 rush

Run	Pass	Description
	54t	Nick Foles to Jeremy Maclin
	50	Nick Foles to Riley Cooper
	28	Nick Foles to Jeremy Maclin
	23	Nick Foles to Jordan Matthews
	22	Nick Foles to Riley Cooper
	21t	Nick Foles to Jeremy Maclin

CARDINALS: 4 pass, 1 rush

Run	Pass	Description
	80t	Carson Palmer to Larry Fitzgerald
	75t	Carson Palmer to John Brown
	40	Carson Palmer to John Brown
	30	Carson Palmer to Larry Fitzgerald
21		Andre Ellington run

EAGLES at TEXANS - 11/2/14


EAGLES: 5 pass, 2 rush

Run	Pass	Description
	59t	Nick Foles to Jeremy Maclin
	52	Mark Sanchez to Jeremy Maclin
26		LeSean McCoy run
	24	Mark Sanchez to Jordan Matthews
	24	Mark Sanchez to Darren Sproles
		Chris Polk run
22		Mark Sanchez to Jeremy Maclin

TEXANS: 4 pass, 0 rush

Run	Pass	Description
	56t	Ryan Fitzpatrick to Arian Foster
	45	Ryan Fitzpatrick to DeAndre Hopkins
	22	Ryan Fitzpatrick to DeAndre Hopkins
	21	Ryan Fitzpatrick to DeAndre Hopkins

2014 Plays From Scrimmage Of 20+ Yards



EAGLES vs. PANTHERS - 11/10/14

EAGLES: 7 pass, 0 rush

Run	Pass	Description
	37	Mark Sanchez to Brent Celek
	33	Mark Sanchez to Jordan Matthews
	29	Mark Sanchez to Brent Celek
	23	Mark Sanchez to Jordan Matthews
	21	Mark Sanchez to Brent Celek
	20	Mark Sanchez to Brent Celek
	20	Mark Sanchez to Jordan Matthews

PANTHERS: 5 pass, 0 rush

Run	Pass	Description
	40t	Cam Newton to Kelvin Benjamin
	38	Cam Newton to Greg Olsen
	30	Cam Newton to Greg Olsen
	21t	Cam Newton to Kelvin Benjamin
	20	Cam Newton to Greg Olsen

EAGLES at PACKERS - 11/16/14

EAGLES: 6 pass, 0 rush

Run	Pass	Description
	40	Mark Sanchez to Jordan Matthews
	36	Mark Sanchez to Jordan Matthews
	26	Mark Sanchez to Jeremy Maclin
	22	Mark Sanchez to Zach Ertz
	20	Mark Sanchez to Jeremy Maclin
	20t	Mark Sanchez to Jeremy Maclin

PACKERS: 6 pass, 1 rush

Run	Pass	Description
	64	Aaron Rodgers to Jordy Nelson
37		Eddie Lacy run
	32t	Aaron Rodgers to Eddie Lacy
	27t	Aaron Rodgers to Jordy Nelson
	24	Aaron Rodgers to Andrew Quarless
	22	Aaron Rodgers to Randall Cobb
	22	Aaron Rodgers to Randall Cobb
	20	Aaron Rodgers to Randall Cobb

EAGLES vs. TITANS - 11/23/14

EAGLES: 3 pass, 1 rush

Run	Pass	Description
53		LeSean McCoy run
	24	Mark Sanchez to Jordan Matthews
	21	Mark Sanchez to Riley Cooper
	20	Mark Sanchez to Jordan Matthews

TITANS: 8 pass, 0 rush

Run	Pass	Description
	68	Zach Mettenberger to Delanie Walker
	40t	Zach Mettenberger to Justin Hunter
	28	Zach Mettenberger to Kendall Wright
	27	Zach Mettenberger to Delanie Walker
	26	Zach Mettenberger to Delanie Walker
	22	Zach Mettenberger to Nate Washington
	21	Zach Mettenberger to Delanie Walker
	21	Zach Mettenberger to Delanie Walker

EAGLES at COWBOYS - 11/28/14

EAGLES: 2 pass, 2 rush

Run	Pass	Description
	58	Mark Sanchez to Jeremy Maclin
38t		LeSean McCoy run
36		LeSean McCoy run
	27t	Mark Sanchez to Jordan Matthews

COWBOYS: 3 pass, 0 rush

Run	Pass	Description
	38	Tony Romo to Dez Bryant
	23	Tony Romo to Dez Bryant
	20	Tony Romo to Terrance Williams

EAGLES vs. SEAHAWKS - 12/7/14

EAGLES: 1 pass, 0 rush

Run	Pass	Description
	35t	Mark Sanchez to Zach Ertz

SEAHAWKS: 6 pass, 2 rush

Run	Pass	Description
26t		Russell Wilson run
	25	Russell Wilson to Doug Baldwin
	23t	Russell Wilson to Doug Baldwin
21		Marshawn Lynch run
	20	Russell Wilson to Doug Baldwin
	20	Russell Wilson to Doug Baldwin
	20	Russell Wilson to Paul Richardson
	20	Russell Wilson to Jermaine Kearse

EAGLES vs. COWBOYS - 12/14/14

EAGLES: 3 pass, 0 rush

Run	Pass	Description
	72	Mark Sanchez to Jeremy Maclin
	44	Mark Sanchez to Josh Huff
	23	Mark Sanchez to Brent Celek

COWBOYS: 5 pass, 1 rush

Run	Pass	Description
	26t	Tony Romo to Dez Bryant
	25t	Tony Romo to Dez Bryant
	22	Tony Romo to Dez Bryant
	22	Tony Romo to Dez Bryant
	21	Tony Romo to Jason Witten
21		DeMarco Murray run

EAGLES at WASHINGTON - 12/20/14

EAGLES: 3 pass, 1 rush

Run	Pass	Description
	26	Mark Sanchez to Jordan Matthews
	22	Mark Sanchez to Jeremy Maclin
22		LeSean McCoy run
	22	Mark Sanchez to Jordan Matthews

WASHINGTON: 3 pass, 1 rush

Run	Pass	Description
	55	Robert Griffin III to DeSean Jackson
	51	Robert Griffin III to DeSean Jackson
	38	Robert Griffin III to Pierre Garcon
28t		Alfred Morris run

2014 Plays From Scrimmage Of 20+ Yards



EAGLES at GIANTS - 12/28/14

EAGLES: 5 pass, 2 rush

Run	Pass	Description
	44t	Mark Sanchez to Jordan Matthews
	25	Mark Sanchez to Jeremy Maclin
	24	Mark Sanchez to Jordan Matthews
23		LeSean McCoy run
	22	Mark Sanchez to Riley Cooper
21		LeSean McCoy run
	20	Mark Sanchez to Jeremy Maclin

GIANTS: 6 pass, 0 rush

Run	Pass	Description
	63t	Eli Manning to Odell Beckham Jr.
	43	Eli Manning to Rueben Randle
	36	Eli Manning to Rueben Randle
	25	Eli Manning to Rueben Randle
	24	Eli Manning to Rueben Randle
	22	Eli Manning to Odell Beckham Jr.

Regular Season Totals

Eagles -- 75 plays

Opponents -- 79 plays

The Last Time



TEAM

Won in Overtime

Eagles: 10/24/04 - at Cleveland, 34-31
Opponent: 10/14/12 - vs. Detroit, 23-26

Won by Scoring in Last Two Minutes of Regulation

Eagles: 9/15/14 - at Indianapolis, 30-27 (last score at 0:00)
Opponent: 12/20/14 - at Washington, 24-27 (last score at 0:05)

Tied Game by Scoring in the Last Two Minutes

Eagles: 9/15/13 - loss vs. San Diego (tied game at 1:51)
Opponent: 10/14/12 - loss vs. Detroit, 23-26 ot (tied game at 0:03)

Won in Prime Time

Eagles: 11/10/14 - vs. Carolina, 45-21
Opponent: 12/14/14 - vs. Dallas, 38-27

Shutout

Eagles: 10/12/14 - vs. New York Giants, 27-0
Opponent: 1/3/10 - at Dallas, 24-0

Won by 20-or-more Points

Eagles: 11/27/14 - at Dallas, 33-10
Opponent: 11/16/14 - at Green Bay, 20-53

Won After Trailing by 20-or-More Points

Eagles: 12/19/10 - at NYG, 38-31 (Giants ahead 31-10 in 4th quarter)
Opponent: 10/2/11 - vs. SF, 23-24 (Eagles ahead 23-3 in 3rd quarter)

Held a 28-or-More Point Lead

Eagles: 11/10/14 - win vs. Carolina, 45-21
Opponent: 11/16/14 - loss at Green Bay, 20-53

Held a 21-or-More Point Lead

Eagles: 11/27/14 - win at Dallas, 33-10
Opponent: 12/14/14 - loss at Dallas, 27-38

Held a 14-or-More Point Lead

Eagles: 11/27/14 - win at Dallas, 33-10
Opponent: 12/14/14 - loss at Dallas, 27-38

Scored 20-or-More Points in a Quarter

Eagles: 9/7/14 - win vs. Jacksonville, 34-17 (20 points, 4th Q)
Opponent: 12/15/13 - loss at Minnesota, 30-48 (21 points, 4th Q)

Scored 20-or-More Points in a Half

Eagles: 11/27/14 - win at Dallas (23 points, 1st half)
Opponent: 12/14/14 - loss vs. Dallas (21 points, 1st half)

Held Opponent without a Touchdown

Eagles: 10/12/14 - win vs. New York Giants, 27-0
Opponent: 10/20/13 - loss vs. Dallas, 3-17 (1 FG)

Touchdowns Scored by Offense and Defense

Eagles: 11/10/14 - win vs. Carolina, 45-21 (4 offense, 1 defense)
Opponent: 11/16/14 - loss at Green Bay (4 offense, 2 defense)

Touchdowns by Offense, Defense and Special Teams

Eagles: 11/10/14 - win vs. Carolina, 45-21 (4 offense, 1 defense, 1 ST)
Opponent: 11/16/14 - loss at Green Bay (4 offense, 2 defense, 1 ST)

Fumble Recovered for Touchdown

Eagles: 10/5/14 - C.Thornton recovered a A.Davis fumble forced by T.Cole in the end zone vs. St. Louis
Opponent: 11/16/14 - C.Hayward recovered a M.Sanchez fumble and returned it 49 yards for a touchdown at Green Bay

No Turnovers

Eagles: 11/10/14 - win vs. Carolina, 45-21
Opponent: 11/16/14 - loss at Green Bay, 20-53

Touchdown Scored on First Drive

Eagles: 12/28/14 - win at New York Giants, 34-26
Opponent: 12/28/14 - win at New York Giants, 34-26

Successful Two Point Conversion

Eagles: 12/15/13 - R.Cooper pass from N.Foles at Minnesota
Opponent: 12/22/13 - E.Bennett pass from J.Cutler vs. Chicago

Failed Two Point Conversion Attempt

Eagles: 12/15/13 - Pass failed from N.Foles to R.Cooper at Minnesota
Opponent: 12/29/13 - Pass failed from K.Orton to D.Bryant at Dallas

TOTAL OFFENSE

500-or-More Total Net Yards of Offense

Eagles: 10/26/14 - at Arizona (521; 110 rushing, 411 passing)
Opponent: 12/28/14 - at NY Giants (505; 76 rushing, 429 passing)

400-or-More Total Net Yards of Offense

Eagles: 12/28/14 - at NY Giants (426; 164 rushing, 262 passing)
Opponent: 12/28/14 - at NY Giants (505; 76 rushing, 429 passing)

RUSHING

300-or More Net Yards Rushing by Team

Eagles: 9/3/00 - at Dallas (306)
Opponent: 9/25/60 - vs. Cleveland (329)

200-or-More Net Yards Rushing by Team

Eagles: 11/27/14 - at Dallas (256)
Opponent: 9/28/14 - at San Francisco (218)

Individual 200-Yard Rushing Game

Eagles: 12/8/13 - LeSean McCoy (29-217-2TDs) vs. Detroit
Opponent: 12/28/02 - Tiki Barber (32-203-0TDs) at NY Giants

The Last Time



Individual 150-Yard Rushing Game

Eagles: 11/27/14 - LeSean McCoy (25-159-1TD) at Dallas
Opponent: 12/10/06 - Ladell Betts (33-171-0TDs) at Washington

Individual 100-Yard Rushing Game

Eagles: 11/27/14 - LeSean McCoy (25-159-1TD) at Dallas
Opponent: 9/28/14 - Frank Gore (24-119-0TDs) at San Francisco

Two 100-Yard Rushers in the Same Game

Eagles: 12/22/13 - L.McCoy (18-133-2TDs) & B.Brown (9-115-1TD) vs. Detroit
Opponent: 10/30/05 - M.Anderson (21-126-1TD) and T.Bell (14-107-2TDs) at Denver

Consecutive 100-Yard Rushing Games

Eagles: 11/23/14-11/27/14 - L.McCoy (21-130-1TD) vs. Ten. & (25-159-1TD) at Dal.
Opponent: 12/9/12-12/13/12 - D.Martin (28-128-1TD) at TB; B.Green-Ellis (25-106-1TD) vs. Cin.

Combined 200-Yard Rushing by Two Players

Eagles: 12/22/13 - 248 by L.McCoy (18-133-2TDs) & B.Brown (9-115-1TD) vs. Detroit
Opponent: 12/10/06 - 209 by L.Betts (33-171-0TDs) & J.Campbell (4-38-0TDs) at Washington

Individual with 30-or-More Carries

Eagles: 9/9/13 - LeSean McCoy (31-184-1TD) at Washington
Opponent: 12/14/14 - DeMarco Murray (31-81-2TD) vs. Dallas

Individual with 25-or-More Carries

Eagles: 11/27/14 - LeSean McCoy (25-159-1TD) at Dallas
Opponent: 12/14/14 - DeMarco Murray (31-81-2TD) vs. Dallas

Rushing Play of 80-or-More Yards

Eagles: 10/1/00 - 85t by Brian Mitchell vs. Atlanta
Opponent: 9/30/01 - 80 by Troy Hambrick vs. Dallas

Rushing Play of 60-or-More Yards

Eagles: 12/22/13 - 65t by Bryce Brown vs. Chicago
Opponent: 9/18/11- 61 by Michael Turner at Atlanta

Rushing Play of 40-or-More Yards

Eagles: 11/23/14 - 53 by LeSean McCoy vs. Tennessee
Opponent: 10/28/12 - 43 by Jacquizz Rodgers vs. Atlanta

Individual with Three-or-More Rushing Touchdowns

Eagles: 12/18/11 - LeSean McCoy (18-102-3TDs) vs. NY Jets
Opponent: 12/15/13 - Matt Asiata (30-51-3TDs) at Minnesota

Individual with Two-or-More Rushing Touchdowns

Eagles: 12/14/14 - Chris Polk (2-6-2TD) vs. Dallas
Opponent: 12/20/14 - Darrel Young (2-2-2TD) at Washington

PASSING

400 Net Yards Passing by Team

Eagles: 10/26/14 - at Arizona (411)
Opponent: 12/28/14 - at New York Giants (429)

300 Net Yards Passing by Team

Eagles: 12/20/14 - at Washington (361)
Opponent: 12/28/14 - at New York Giants (429)

Individual with 50-or-More Pass Attempts

Eagles: 12/20/14 - Mark Sanchez (50-37-374-1-2TDs) at Was.
Opponent: 12/28/14 - Eli Manning (53-28-429-1-1TD) at NY Giants

Individual with 40-or-More Pass Attempts

Eagles: 12/20/14 - Mark Sanchez (50-37-374-1-2TDs) at Was.
Opponent: 12/28/14 - Eli Manning (53-28-429-1-1TD) at NY Giants

Individual with 30-or-More Pass Completions

Eagles: 12/20/14 - Mark Sanchez (50-37-374-1-2TDs) at Was.
Opponent: 9/21/14 - Kirk Cousins (48-30-427-1-3TDs) vs. Washington

Individual with 25-or-More Pass Completions

Eagles: 12/20/14 - Mark Sanchez (50-37-374-1-2TDs) at Was.
Opponent: 12/28/14 - Eli Manning (53-28-429-1-1TD) at NY Giants

Individual 300-Yard Passing Game

Eagles: 12/20/14 - Mark Sanchez (50-37-374-1-2TDs) at Was.
Opponent: 12/28/14 - Eli Manning (53-28-429-1-1TD) at NY Giants

Consecutive 300-Yard Passing Games

Eagles: 11/10/14 - 11/23/14 - Mark Sanchez (37-20-332-0-2TDs) vs. Car., (44-26-346-2-2TDs) at GB & (43-30-307-2-1TD) vs. Ten.
Opponent: 11/10/14 - 11/16/14 - C.Newton (40-25-306-3-2TDs) vs. Car., A.Rodgers (36-22-341-0-3TDs) at GB & Zach Mettenberger (39-20-345-1-2TDs) vs. Ten.

Individual with Four-or-More Touchdown Passes

Eagles: 11/3/13 - Nick Foles (28-22-406-0-7TDs) at Oakland
Opponent: 9/29/13 - P.Manning (34-28-327-0-4TDs) at Denver

Individual with Three-or-More Touchdown Passes

Eagles: 9/21/14 - Nick Foles (41-27-325-0-3TDs) vs. Washington
Opponent: 12/14/14 - Tony Romo (31-22-265-0-3TDs) vs. Dallas

No Sacks Allowed

Eagles: 10/26/14 - at Arizona (62 attempts - Nick Foles)
Opponent: 12/28/14 - at NY Giants (53 attempts - Eli Manning)

RECEIVING

Individual with 10-or-more Receptions

Eagles: 12/20/14 - Zach Ertz (15-115-0TD) at Washington
Opponent: 12/28/14 - Odell Beckham Jr (12-185-1TD) at NY Giants

The Last Time



Individual with 150-Yard Receiving Game

Eagles: 11/2/14 - Jeremy Maclin (6-158-2TDs) at Houston
Opponent: 12/28/14 - Odell Beckham Jr (12-185-1TD) & Rueben Randle (6-158-0TDs) at NY Giants

Individual with 100-Yard Receiving Game

Eagles: 12/28/14 - Jordan Matthews (8-105-1TD) at NY Giants
Opponent: 12/28/14 - Odell Beckham Jr (12-185-1TD) & Rueben Randle (6-158-0TDs) at NY Giants

Two 100-Yard Receivers in the Same Game

Eagles: 11/10/14 - J.Matthews (7-138-2TDs) & B.Celek (5-116-0TD) vs. Carolina
Opponent: 12/28/14 - O.Beckham Jr (12-185-1TD) & R.Randle (6-158-0TDs) at NY Giants

Consecutive 100-Yard Receiving Games

Eagles: 12/20/14 - 12/28/14 - Z.Ertz (15-115-0TD) at Was. & J.Matthews (8-105-1TD) at NY Giants
Opponent: 12/14/14 - 12/28/14 D.Bryant (6-114-3TDs) vs. Dal., D.Jackson (4-126-0TD) at Was., & O.Beckham Jr (12-185-1TD) & R.Randle (6-158-0TDs) at NY Giants

Individual with Three-or-More TD Receptions

Eagles: 11/3/13 - Riley Cooper (5-139-3TDs) at Oakland
Opponent: 12/14/14 - Dez Bryant (6-114-3TDs) vs. Dallas

Individual with Two-or-More Touchdown Receptions

Eagles: 12/20/14 - Riley Cooper (5-53-2TDs) at Washington
Opponent: 12/14/14 - Dez Bryant (6-114-3TDs) vs. Dallas

Pass Play of 80-or-More Yards

Eagles: 12/12/10 - 91t, Michael Vick to DeSean Jackson at Dallas
Opponent: 10/26/14 - 80t, Carson Palmer to Larry Fitzgerald at Ari.

Pass Play of 60-or-More Yards

Eagles: 12/14/14 - 72, Mark Sanchez to Jeremy Maclin vs. Dallas
Opponent: 12/28/14 - 63t, Eli Manning to Odell Beckham Jr at NY Giants

Pass Play of 40-or-More Yards

Eagles: 12/28/14 - 44t, Mark Sanchez to Jordan Matthews at NY Giants
Opponent: 12/28/14 - 63t, Eli Manning to Odell Beckham Jr at NY Giants

NOTABLE OFFENSIVE COMBINATIONS

Led Team in Rushing and Receiving in Same Game

Eagles: 12/30/12 - LeSean McCoy (10-45-0TD rushing, 5-61-0TD receiving) at NY Giants
Opponent: 12/8/13 - Jaique Bell (23-69-1TDs rushing, 4-58-0TDs receiving) vs. Detroit

100-Yard Rusher & Receiver in the Same Game

Eagles: 11/27/14 - LeSean McCoy (25-159-1TD rus.) & Jeremy Maclin (8-108-0TD rec.) at Dallas
Opponent: 12/9/12 - Doug Martin (28-128-1TD rus.) & Vincent Jackson (6-131-1TD) at Tampa Bay

100-Yard Rusher, 100-Yard Receiver & 300-Yard Passer in the Same Game

Eagles: 9/23/07 - B.Westbrook (14-110-2TDs rush. & 5-111-1TD rec.), K.Curtis (11-221-3TDs rec.) & D.McNabb (26-21-381-0-4TDs) vs. Detroit

Opponent: 12/11/05 - Ti.Barber (32-124-0TDs), J.Shockey (10-107-0TDs) & E.Manning (44-28-312-3-1TD) vs. NY Giants

Individual with at Least One Rushing and Receiving Touchdown in the Same Game

Eagles: 10/28/12 - LeSean McCoy (16-45-1TD rushing, 3-22-1TD receiving) vs. Atlanta

Opponent: 11/16/14 - Eddie Lacy (10-69-1TD rushing, 3-45-1TD receiving) at Green Bay

Individual with at Least One Rushing Touchdown and One Touchdown Pass in the Same Game

Eagles: 11/27/14 - Mark Sanchez (29-20-217-0-1TD passing, 7-28-1TD rushing) at Dallas

Opponent: 12/7/14 - Russell Wilson (37-22-263-0-2TDs passing, 10-48-1TD rushing) vs. Seattle

DEFENSE

Held Opponent Under 200 Yards Total Offense

Eagles: 9/26/10 - at Jacksonville (191; 139 rushing, 52 passing)
Opponent: 12/7/14 - vs. Seattle (139; 57 rushing, 82 passing)

Held Opponent Under 300 Yards Total Offense

Eagles: 11/27/14 - at Dallas (267; 174 passing, 93 rushing)
Opponent: 12/14/14 - vs. Dallas (294; 75 rushing, 219 passing)

Held Opponent Under 50 Yards Rushing

Eagles: 11/20/11 - at NY Giants (29)
Opponent: 11/10/14 - vs. Carolina (37)

Held Opponent Under 75 Yards Rushing

Eagles: 11/23/14 - vs. Tennessee (52)
Opponent: 12/7/14 - vs. Seattle (57)

Held Opponent Under 100 Yards Rushing

Eagles: 11/27/14 - at Dallas (93)
Opponent: 12/28/14 - at New York Giants (76)


Held Opponent Under 100 Net Yards Passing

Eagles: 12/13/12 - vs. Cincinnati (92)
Opponent: 12/7/14 - vs. Seattle (82)

Held Opponent Under 150 Net Yards Passing

Eagles: 12/13/12 - vs. Cincinnati (92)
Opponent: 12/7/14 - vs. Seattle (82)

The Last Time



Interception Return for a Touchdown

Eagles: 11/10/14 - B.Fletchers, 34 yards (QB Newton) vs. Carolina
Opponent: 11/16/14 - J.Peppers, 52 yards (QB Sanchez) at GB

Individual with Three-or-More Interceptions

Eagles: 10/16/11 - K.Coleman (3 - R.Grossman) at Washington
Opponent: 12/2/07 - L.Tatupu (3-A.J. Feeley) vs. Seattle

Individual with Two-or-More Interceptions

Eagles: 9/9/12 - K.Coleman (2) & D.Rodgers-Cromartie (2) at Cleveland (QB B.Weeden)
Opponent: 11/2/14 - J.Rolle (2) at Hou. (QBs N.Foles & M.Sanchez)

Safety Scored

Eagles: 12/22/13 - M.Forte tackled in end zone by Cedric Thornton
Opponent: 11/23/08 - S.Rocca punt blocked by J.McClain out of bounds in end zone
1/11/09 - Intentional grounding penalty enforced on D.McNabb in end zone (NFC-D)

Seven-or-More Sacks by Team

Eagles: 11/10/14 - vs. Carolina (9)
Opponent: 11/5/12 - at New Orleans (7)

Six-or-More Sacks by Team

Eagles: 11/10/14 - vs. Carolina (9)
Opponent: 9/19/13 - vs. Kansas City, 16-26 (6)

Five-or-More Sacks by Team

Eagles: 11/23/14 - vs. Tennessee (5)
Opponent: 9/7/14 - vs. Jacksonville (5)

Individual with Three-or More Sacks

Eagles: 11/10/14 - C.Barwin (3.5 sacks of C.Newton) vs. Car.
Opponent: 9/19/13 - J.Houston (4.5 sacks of M.Vick) vs. KC

Individual with Two-or More Sacks

Eagles: 11/23/14 - C.Barwin (2.0) and T.Cole (2.0) sacks of Zach Mettenberger vs. Ten.
Opponent: 12/28/14 - J.Pierre-Paul (2.0 sacks of Mark Sanchez) at NY Giants

SPECIAL TEAMS

Kickoff Return for a Touchdown

Eagles: 11/23/14 - Josh Huff, 107 yards vs. Tennessee
Opponent: 12/8/13 - Jeremy Ross, 98 yards vs. Detroit

Kickoff Return for a Touchdown to Start a Game

Eagles: 11/23/14 - Josh Huff, 107 yards vs. Tennessee
Opponent: 10/12/03 - Randal Williams, 37 yards at Dallas

Punt Return for a Touchdown

Eagles: 11/10/14 - Darren Sproles, 65 yards vs. Carolina
Opponent: 11/16/14 - Micah Hyde, 75 yards at Green Bay

Blocked Punt Recovered for Touchdown

Eagles: 12/28/14 - Trey Burton returned Steve Weatherford's blocked punt (blocked by J.Casey) 27 yards at New York Giants
Opponent: 9/29/13 - Steven Johnson returned Donnie Jones' blocked punt (blocked by Johnson) 17 yards at Denver

Blocked Punt

Eagles: 12/28/14 - J.Casey blocked S.Weatherford's punt at NYG
Opponent: 9/29/13 - S.Johnson blocked D.Jones' punt at Denver

Blocked PAT

Eagles: 11/16/14 - B.Bair blocked a PAT attempt by M.Crosby at GB
Opponent: 12/13/09 - F.Robbins blocked a PAT attempt by D.Akers vs. NYG

Missed (not blocked) PAT

Eagles: 11/11/12 - Alex Henery vs. Dallas
Opponent: 11/26/12 - Graham Gano vs. Carolina

Blocked Field Goal

Eagles: 9/7/14 - B.Bair blocked a 36-yard attempt by J.Scobee vs. Jac.
Opponent: 11/21/10 - T.Thomas blocked a 42-yard att. by D.Akers vs. NYG

Blocked Field Goal returned for a TD

Eagles: 10/23/05 - Matt Ware, 65-yd. return after Quintin Mikell blocked a 40-yd. att. by Nate Kaeding vs. San Diego
Opponent: 12/7/08 - Kevin Dockery, 71-yd. return after Justin Tuck blocked a 32-yd. att. by D.Akers at New York Giants

Individual with Five-or More Field Goals

Eagles: 11/23/14 - Cody Parkey (5-6) vs. Tennessee
Opponent: 10/27/13 - Josh Brown (5-5) vs. NY Giants

Individual with Four-or More Field Goals

Eagles: 11/27/14 - Cody Parkey (4-4) at Dallas
Opponent: 12/28/14 - Josh Brown (4-4) at New York Giants

Successful Onsides Kick

Eagles: 12/30/12 - A.Henery kick recovered by B.Hughes (1st Q)
Opponent: 9/19/10 - J.Hanson kick recovered by Lions R.Phillips (4th Q)

Failed Onsides Kick Attempt

Eagles: 12/15/13 - A.Henery kick recovered by Vikings J.Simpson at Minnesota (4th Q)
Opponent: 11/23/14 - R.Succop kick recovered by Z.Ertz vs. Tennessee (4th Q)

Touchdown off of Fake Field Goal

Eagles: 12/24/1989 - C.Carter 22-yard pass from R.Ruzek vs. Phoenix
Opponent: 12/20/1998 - Holder E.Bjornson 7-yard run at Dallas

Touchdown off of Fake Punt

Eagles: 9/29/02 - B.Dawkins 57 yard pass from B.Mitchell vs. Houston
Opponent: (could not find an instance when it occurred)