

QB NICK FOLES 9



6-6 | 243  **6th Year**
BORN: Jan. 20, 1989 (Age 29)



Arizona
D3-12 (88th overall)
by Philadelphia
Acquired: FA (KC) 2017



Originally a 3rd-round draft choice (88th overall) by the Eagles in the 2012 NFL Draft, **Nick Foles** spent the first three seasons of his pro career with Philadelphia prior to stints with St. Louis (2015) and Kansas City (2016). The Eagles' all-time leader in passer rating (92.7), Foles has completed 833-of-1,386 attempts (60.1%) for 9,752 yards, 61 TDs and an 87.4 passer rating in 49 career games (39 starts).

7 PASSING TDs

NFL SINGLE-GAME HISTORY




DREW BREES
11/1/15 vs. NYG




NICK FOLES
11/3/13 at Oak.




PEYTON MANNING
9/5/13 vs. Bal.



JOE KAPP
9/28/69 vs. Bal.



Y.A. TITTLE
10/28/62 vs. Was.



GEORGE BLANDA
11/19/61 vs. NYT



ADRIAN BURK
10/17/54 at Was.



SID LUCKMAN
11/43/43 at NYG

PASSER RATING

EAGLES ALL-TIME HISTORY

92.7	Nick Foles (2012-14, 17)
88.8	Carson Wentz (2016-17)
87.7	Michael Vick (2009-13)
86.5	Donovan McNabb (1999-2009)

27-2

Foles enjoyed a breakout season in 2013, throwing 27 TDs against 2 INTs for a 119.2 passer rating.

His 13.5 TD-INT ratio in 2013 ranks 2nd in NFL single-season history, trailing only Tom Brady in 2016 (14.0 - 28 TDs, 2 INTs).

His 19 TDs to start a season without an INT were the 2nd-most in NFL history, behind Peyton Manning (20 in 2013).

Became the first Eagle to lead the league in passer rating since Tommy Thompson in 1949.

SUPER BOWL PASSING YARDS

SUPER BOWL WINNING QUARTERBACKS

Tom Brady (NE, LI)	466
Kurt Warner (StL, XXXIV)	414
Nick Foles (Phi, LII)	373
Joe Montana (SF, XXIII)	357

NFL POSTSEASON HISTORY

SINGLE-POSTSEASON COMP. PCT.

Nick Foles (Phi, 2017)	72.6
Peyton Manning (Den, 2013)	71.1
Tom Brady (NE, 2007)	70.6

SINGLE-POSTSEASON QB RATING

Joe Flacco (Bal, 2012)	117.2
Drew Brees (NO, 2009)	117.0
Nick Foles (Phi, 2017)	115.7

SINGLE-POSTSEASON YPA

Jake Delhomme (Car, 2003)	9.68
Nick Foles (Phi, 2017)	9.16
Joe Flacco (Bal, 2012)	9.05

*Minimum of 100 passing attempts in a single postseason

QB NICK FOLE'S 9



FOLES' CAREER STATISTICS																			
			PASSING										RUSHING				OFF SNAPS		
Year	Team	GP/S	Att	Cmp	Pct	Yds	Y/A	TD	Int	Lg	Sk/Yd	Rate	Att	Yds	Avg	Lg	TD	No	Pct
2012	Philadelphia	7/6	265	161	60.8	1699	6.4	6	5	46	20/131	79.1	11	42	3.8	14	1	454	40%
2013	Philadelphia	13/10	317	203	64.0	2891	9.1	27	2	63t	28/173	119.2	57	221	3.9	21	3	702	64%
2014	Philadelphia	8/8	311	186	59.8	2163	7.0	13	10	68t	9/74	81.4	16	68	4.3	14	0	545	46%
2015	St. Louis	11/11	337	190	56.4	2052	6.1	7	10	68	14/98	69.0	17	20	1.2	10	1	653	68%
2016	Kansas City	3/1	55	36	65.5	410	7.5	3	0	49	4/34	105.9	4	-4	-1.0	-1	0	106	10%
2017	Philadelphia	7/3	101	57	56.4	537	5.3	5	2	35	5/44	79.5	11	3	0.3	9	0	212	19%
Totals		49/39	1386	833	60.1	9752	7.0	61	29	68t	80/554	87.4	116	350	3.0	21	5	---	---
PLAYOFFS																			
2013	Philadelphia	1/1	33	23	69.7	195	5.9	2	0	40	2/19	105.0	1	3	3.0	3	0	58	100%
2016	Kansas City	0/0	0	0	---	0	---	0	0	--	0/0	---	0	0	---	--	0	---	---
2017	Philadelphia	3/3	106	77	72.6	971	9.2	6	1	55	2/14	115.7	5	-2	-0.4	1	0	204	99%
Totals		4/4	139	100	71.9	1166	8.4	8	1	55	4/33	113.2	6	1	0.2	3	0	---	---
ADDITIONAL CAREER STATISTICS																			
Fumbles/Lost: 27/12 - 2012 (8/3); 2013 (4/2); 2014 (4/3); 2015 (5/2), 2017 (6/2); Postseason Fumbles/Lost: 2/0 - 2017 (2/0)																			
Postseason Receptions: 1-1-1TD (2017)																			

CAREER HIGHLIGHTS

- Capped off a stellar 2017 postseason run by being named MVP of Super Bowl LII in Philadelphia's 41-33 victory over the New England Patriots. Finished the game 28-of-43 for 373 yards and 3 TDs with 1 INT for a QB rating of 106.1. Also became the first QB to catch a TD pass in the Super Bowl when he hauled in a 1-yard reception from TE Trey Burton just before halftime to put the Eagles up 22-12 at the break
- Turned in one of the best postseason QB performances in NFL history by recording a 100+ QB rating in all three of Philadelphia's postseason games. Finished the stretch 77-of-106 for 971 yards and 6 TDs with 1 INT. His 115.7 overall QB rating in the postseason marks the 3rd-highest all-time rating among passers with 100 postseason attempts. Also set the all-time record for single-postseason completion percentage (72.6%) by QBs with 100-plus attempts
- Has produced a 92.7 passer rating with the Eagles which

ranks 1st in all-time team history (min. 500 attempts)

- Owns the 3rd-best career completion percentage (61.1%) in Eagles history, trailing **Sam Bradford** (65.0%) and **Carson Wentz** (61.5) (min. 500 attempts)
- Foles became the first QB in franchise history to throw for 300+ yards and 3+ TDs in a playoff game, when he recorded 352 yards and 3 TDs in the NFC Championship Game vs. Min. (1/21/18). He accomplished the feat once again in Super Bowl LII at NE (2/4/18) when he threw for 373 yards and 3 TDs
- In Philadelphia's 2017 Divisional Playoff win vs. Atl. (1/13/18), completed 23-of-30 attempts (76.7%) for the highest single-game completion percentage in Eagles post-season history
- In four career postseason contests, has combined to complete 100-of-139 passes (71.9%) for 1,166 yards, 8 TDs, 1 INT and a 113.2 passer rating. He is the first Philadelphia QB in team history to record a 100+ passer rating in four-straight playoff games

BORN INTO FOOTBALL

Growing up in Austin, TX, Foles claims he has been in a football-thirsty environment his whole life. "High school football was the big thing growing up in Austin. Friday Night Lights, the whole deal. I was thrown right in it and loved it."

In fact, there is a baby picture of Foles after he was born with a football in his hands. "It's actually pretty funny because in that picture I'm using the same grip on the ball as I do now."

BIRDSEED

Foles and his wife, Tori, have a daughter named Lily. Tori played volleyball at Arizona and is the sister of former Eagles TE Evan Moore. Foles is the son of Larry and Melissa, who both are in the restaurant business. He has two sisters: Lacey and Katie.

Foles was a roommate of Brent Celek's brother, Garrett, as a freshman at Michigan State.

DUAL-SPORT ATHLETE

Foles starred at Westlake HS (Austin, TX), where he set school career records for passing yards (5,658) and TDs (56), breaking marks previously held by Drew Brees. Foles was teammates with Ravens K Justin Tucker at Westlake.

Additionally, Foles was also a three-year starter and two-time MVP for Westlake's basketball team, averaging 15 points and 11 rebounds in 2005-06 while earning all-district honors. He was recruited by numerous Division I basketball programs.

STILL MENTORING

While at Arizona, Foles served as a mentor to four brothers (Aaron, Jose, Chris and Anthony) from an underprivileged home in Tucson. "I'd spend time with them every weekend. It was a great experience for me. I still mentor and talk to them and help them in any way I can."

QB NICK FOLES 9



2017 GAME-BY-GAME STATISTICS

Date	Opp	GP/S	PASSING										RUSHING					SNAPS		
			Att	Cmp	Pct	Yds	Y/A	TD	Int	Lg	Sk/Yds	Rat	Att	Yds	Avg	Lg	TD	No	Pct	
Sep 10	at Was	W	DID NOT PLAY																	
Sep 17	at KC	L	DID NOT PLAY																	
Sep 24	NYG	W	DID NOT PLAY																	
Oct 1	at LAC	W	DID NOT PLAY																	
Oct 8	Ari	W	DID NOT PLAY																	
Oct 12	at Car	W	DID NOT PLAY																	
Oct 23	Was	W	DID NOT PLAY																	
Oct 29	SF	W	1/0	0	0	---	0	--	0	0	--	0/0	---	2	-2	-1.0	-1	0	9	13%
Nov 5	Den	W	1/0	1	1	100.0	35	35.0	0	0	35	1/8	118.8	1	-1	-1.0	-1	0	14	20%
Nov 19	at Dal	W	DID NOT PLAY																	
Nov 26	Chi	W	1/0	3	3	100.0	21	7.0	0	0	22	0/0	95.8	4	-3	-0.8	0	0	11	14%
Dec 3	at Sea	L	DID NOT PLAY																	
Dec 10	at LAR	W	1/0	10	6	60.0	42	4.2	0	0	16	1/7	69.6	1	9	9.0	9	0	23	25%
Dec 17	at NYG	W	1/1	38	24	63.2	237	6.2	4	0	32	1/4	115.8	2	0	0.0	1	0	68	100%
Dec 25	Oak	W	1/1	38	19	50.0	163	4.3	1	1	25	2/25	59.4	0	0	---	--	0	68	100%
Dec 31	Dal	L	1/1	11	4	36.4	39	3.6	0	1	15	0/0	9.3	1	0	0.0	0	0	19	32%
Totals			7/3	101	57	56.4	537	5.3	5	2	35	5/44	79.5	11	3	0.4	9	0	212	19%

PLAYOFFS

Jan 13	Atl	W	1/1	30	23	76.7	246	8.2	0	0	32	1/8	100.1	5	-2	-0.4	1	0	67	100%
Jan 21	Min	W	1/1	33	26	78.8	352	10.7	3	0	53t	1/6	141.4	0	0	---	--	0	62	95%
Feb 4	at NE	W	1/1	43	28	65.1	373	8.7	3	1	55	0/0	106.1	0	0	---	--	0	75	100%
Totals			3/3	106	77	72.6	971	9.2	6	1	55	2/14	115.7	5	-2	-0.4	1	0	204	99%

3-PLUS PASSING TOUCHDOWN GAMES (10)

Date	Opponent	TDs
11/3/13	at Oakland Raiders (W, 49-20)	7
12/17/17	at New York Giants (W, 34-29)	4
2/4/18	Super Bowl - at New England Patriots (W, 41-33)	3
1/21/18	NFC Champ. - vs. Minnesota Vikings (W, 38-7)	3
10/4/15	at Arizona Cardinals (W, 24-22)	3
9/21/14	vs. Washington Redskins (W, 37-34)	3
12/15/13	at Minnesota Vikings (L, 30-48)	3
12/1/13	vs. Arizona Cardinals (W, 24-21)	3
11/10/13	at Green Bay Packers (W, 27-13)	3
10/13/13	at Tampa Bay Buccaneers (W, 31-20)	3

300+ YARD GAMES (10)

Date	Opponent	Yards
12/15/13	at Minnesota Vikings (L, 30-48)	428
10/26/14	at Arizona Cardinals (L, 20-24)	411
11/3/13	at Oakland Raiders (W, 49-20)	406
12/9/12	at Tampa Bay Buccaneers (W, 23-21)	381
2/4/18	Super Bowl - at New England Patriots (W, 41-33)	373
1/21/18	NFC Champ. - vs. Minnesota Vikings (W, 38-7)	352
12/23/12	vs. Washington Redskins (L, 20-27)	345
9/15/14	at Indianapolis Colts (W, 30-27)	331
9/21/14	vs. Washington Redskins (W, 37-34)	325
9/7/14	vs. Jacksonville Jaguars (W, 34-17)	322

SINGLE-GAME CAREER HIGHS

Pass Attempts	62	10/26/14 at Ari.	QB Rtg. (min. 20 att.)	158.3	11/3/13 at Oak.
Completions	36	10/26/14 at Ari.	Rush Attempts	9	2x, last: 12/1/13 vs. Ari.
Passing Yards	428	12/15/13 at Min.	Rushing Yards	47	11/17/13 vs. Was.
YPA (min. 20 att.)	14.5	11/3/13 at Oak.	Rushing Long	21	12/15/13 at Min.
Passing Long	68	2x, last: 10/11/15 at GB	Rushing TDs	1	5x, last: 9/13/15 vs. Sea.
Passing TDs	7	11/3/13 at Oak.	Rec. TDs	1	2/4/18 at NE (SB)
Com. % (min. 20 att.)	84.0	12/22/13 vs. Chi.	Receptions	1	2/4/18 at NE (SB)

QB NICK FOLES 9



2016 GAME-BY-GAME STATISTICS (KANSAS CITY)																				
Date	Opp	GP/S	PASSING										RUSHING					SNAPS		
			Att	Cmp	Pct	Yds	Y/A	TD	Int	Lg	Sk/Yd	Rate	Att	Yds	Avg	Lg	TD	No	Pct	
Sep 11	SD	W	0/0	DID NOT PLAY																
Sep 18	at Hou	L	0/0	DID NOT PLAY																
Sep 25	NYJ	W	0/0	DID NOT PLAY																
Oct 2	at Pit	L	0/0	DID NOT PLAY																
Oct 16	at Oak	W	0/0	DID NOT PLAY																
Oct 23	NO	W	0/0	DID NOT PLAY																
Oct 30	at Ind	W	1/0	22	16	72.7	223	10.1	2	0	49	2/16	135.2	1	-1	-1.0	-1	0	45	61%
Nov 6	Jax	W	1/1	33	20	60.6	187	5.7	1	0	24	2/18	86.3	3	-3	-1.0	-1	0	58	100%
Nov 13	at Car	W	0/0	DID NOT PLAY																
Nov 20	TB	L	0/0	DID NOT PLAY																
Nov 27	at Den	W	0/0	DID NOT PLAY																
Dec 4	at Atl	W	0/0	DID NOT PLAY																
Dec 8	Oak	W	0/0	DID NOT PLAY																
Dec 18	Ten	L	0/0	DID NOT PLAY																
Dec 25	Den	W	0/0	DID NOT PLAY																
Jan 1	at SD	W	1/0	0	0	---	0	---	0	0	--	0/0	---	0	0	---	--	0	3	5%
Totals			3/1	55	36	65.5	410	7.5	3	0	49	4/34	105.9	4	-4	-1.0	-1	0	106	10%
PLAYOFFS																				
Jan 15	Pit	L	0/0	DID NOT PLAY																
Totals			0/0	0	0	---	0	---	0	0	--	0/0	---	0	0	---	--	0	---	---

CAREER HIGHLIGHTS (Continued)

2017 - PHILADELPHIA EAGLES (7/3, Playoffs: 3/3)

- Was named the MVP of Super Bowl LII after leading the Eagles to a 41-33 victory over the New England Patriots
- Led the Eagles to Super Bowl LII by orchestrating a 31-point offensive performance that saw him complete 26-of-33 passes (78.8%) for 352 yards and 3 TDs for a QB rating of 141.4. His 352 passing yards marked the 4th-highest total in Eagles single-game postseason history and his 141.4 rating is the 2nd-highest single-game QB rating in team postseason history
- Earned the first playoff win of his career when he helped lead the Eagles to victory against the Falcons in the Divisional Round of the playoffs vs. Atl. (1/13/18). Completed 23-of-30 passes (76.7%) for 246 yards and a QB rating of 100.1
- With QB **Carson Wentz** on Injured Reserve, made his first start as an Eagle since the 2014 season and led Philadelphia to a 34-29 victory at NYG (12/17/17) by throwing for 237 yards and 4 TDs with 0 INTs (115.8 QBR). The win secured a first-round playoff bye for the Eagles. Foles' 4 TD passes were the second-highest single-game total of his career
- With the Eagles trailing the Rams 31-35 in the fourth quarter at LAR (12/10/17) entered the game following an injury to Carson Wentz. Led the offense to back-to-back field goal drives to give Philadelphia a 37-35 lead with less than four minutes remaining in regulation. Philadelphia went on to defeat LA 43-35, capturing its first NFC East title since 2013. In the win, Foles led his 7th career game-winning drive and 6th career fourth-quarter comeback

100+ RATING GAMES (19) - Min. 15 Atts.

Date	Opponent	Rating
11/3/13	at Oakland Raiders (W, 49-20)	158.3
11/10/13	at Green Bay Packers (W, 27-13)	149.3
1/21/18	NFC Champ. - vs. Minnesota Vikings (W, 38-7)	141.4
10/30/16	at Indianapolis Colts (W, 30-14)	135.2
10/13/13	at Tampa Bay Buccaneers (W, 31-20)	133.3
12/22/13	vs. Chicago Bears (W, 54-11)	131.7
10/4/15	at Arizona Cardinals (W, 24-22)	126.9
12/29/13	at Dallas Cowboys (W, 24-22)	124.4
12/17/17	at New York Giants (W, 34-29)	115.8
9/13/15	vs. Seattle Seahawks (W, 34-31)	115.8
10/6/13	at New York Giants (W, 36-21)	114.9
9/21/14	vs. Washington Redskins (W, 37-34)	114.4
12/1/13	vs. Arizona Cardinals (W, 24-21)	112.0
2/4/18	Super Bowl - at New England Patriots (W, 41-33)	106.1
1/4/14	WC Playoff - vs. New Orleans Saints (L, 24-26)	105.0
11/17/13	vs. Washington Redskins (W, 24-16)	104.3
12/15/13	at Minnesota Vikings (L, 30-48)	103.5
11/1/15	vs. San Francisco 49ers (W, 27-6)	101.9
1/13/18	Div. Playoff - vs. Atlanta Falcons (W, 15-10)	100.1

- Completed his first attempt of the season when he hit WR **Nelson Agholor** for a 35-yard gain on fourth-and-1 late in the fourth quarter vs. Den. (11/5/17). The completion moved the Eagles to the 4-yard line and set up a **Corey Clement** TD run on the next play

QB NICK FOLES 9



2015 GAME-BY-GAME STATISTICS (ST. LOUIS)

			PASSING										RUSHING					SNAPS		
Date	Opp	GP/S	Att	Cmp	Pct	Yds	Y/A	TD	Int	Lg	Sk/Yd	Rate	Att	Yds	Avg	Lg	TD	No	Pct	
Sep 13	Sea	W	1/1	27	18	66.7	297	11.0	1	0	42	2/21	115.8	4	11	2.8	9	1	58	100%
Sep 20	at Was	L	1/1	32	17	53.1	150	4.7	1	0	40t	1/4	76.3	1	1	1.0	1	0	52	100%
Sep 27	Pit	L	1/1	28	19	67.9	197	7.0	0	1	26	2/10	73.1	1	10	10.0	10	0	50	100%
Oct 4	at Ari	W	1/1	24	16	66.7	171	7.1	3	0	47	1/7	126.9	1	-1	-1.0	-1	0	53	100%
Oct 11	at GB	L	1/1	30	11	36.7	141	4.7	1	4	68	3/18	23.8	1	2	2.0	2	0	70	100%
Oct 25	Cle	W	1/1	23	15	65.2	163	7.1	0	0	41	2/13	86.0	2	-2	-1.0	-1	0	53	100%
Nov 1	SF	W	1/1	23	14	60.9	191	8.3	1	0	66t	0/0	101.9	3	-3	-1.0	-1	0	69	100%
Nov 8	at Min	L	1/1	33	18	54.5	168	5.1	0	0	55	1/8	68.8	1	2	2.0	2	0	74	100%
Nov 15	Chi	L	1/1	36	17	47.2	200	5.6	0	1	37	1/9	53.0	0	0	---	--	0	58	92%
Nov 22	at Bal	L	0/0	DID NOT PLAY																
Nov 29	at Cin	L	1/1	46	30	65.2	228	5.0	0	3	25	1/8	49.9	1	2	2.0	2	0	66	90%
Dec 6	Ari	L	1/1	35	15	42.9	146	4.2	0	1	30	0/0	43.3	2	-2	-1.0	-1	0	50	100%
Dec 13	Det	W	0/0	DID NOT PLAY																
Dec 17	TB	W	0/0	DID NOT PLAY																
Dec 27	at Sea	W	0/0	DID NOT PLAY																
Jan 3	at SF	L	0/0	DID NOT PLAY																
Totals			11/11	337	190	56.4	2052	6.1	7	10	68	14/98	69.0	17	20	1.2	10	1	653	68%

CAREER HIGHLIGHTS (Continued)

2016 - KANSAS CITY CHIEFS (3/1)

- Saw action in three games (one start) as a back-up to QB **Alex Smith**. Completed 36-of-55 (65.5%) attempts for 410 yards, 3 TDs, 0 INTs and a 105.9 passer rating

2014 - PHILADELPHIA EAGLES (8/8)

- Posted his 3rd career 400-yard game (411) and set career highs with 62 attempts. and 36 completions at Ari. (10/26/14)
- Became the sixth QB since 1950 to throw for 320+ yards in each of the first three games of the season (322 - 9/7/14 vs. Jax.; 331 - 9/15/14 at Ind.; 325 - 9/21/14 vs. Was.), joining **Drew Brees** (2013), **Robert Griffin III** (2013), **Tom Brady** (2011), **Kurt Warner** (2000) and **Drew Bledsoe** (1994)
- Threw for 322 yards, including a career-long, 68-yard TD pass to **Jeremy Maclin**, in a comeback win vs. Jax. (9/7/14)

2013 - PHILADELPHIA EAGLES (13/10, Playoffs: 1/1)

- Enjoyed a breakout season in 2013, completing 203-of-317 (64.0%) attempts for 2,891 yards, 27 TDs, 2 INTs and a 119.2 passer rating in only 10 starts. Earned a spot in the **2014 Pro Bowl** and was named the game's Most Valuable Player
- Produced the best TD-INT ratio (27 TDs, 2 INTs) in NFL history in 2013. Is the only player in NFL history to record 20+ TDs with fewer than 2 INTs. Joined **Tom Brady** (36 TDs, 4 INTs in 2010) as the only QBs in NFL history to register 25+ TDs with fewer than 5 INTs in a single season
- Posted the 3rd-lowest INT percentage (0.63) in NFL history in 2013. His 19 TDs to start a season without an INT were the 2nd-most in NFL history, behind **Peyton Manning** (20 in 2013). Set an Eagles franchise record with 237 attempts without an INT (12/23/12-12/8/13)

- Led the NFL in QB rating (119.2), yards per attempt (9.1) and TD percentage (8.5) in 2013. Became the first Eagle to lead the league in QB rating since **Tommy Thompson** in 1949
- His nine games with a 100+ passer rating in 2013 tied a franchise record (**Donovan McNabb** in 2004) and ranked 2nd in the NFL, trailing only **Peyton Manning** (10)
- In his first career playoff start vs. NO (1/4/14), completed 69.7% (23-of-33) of his passes for 195 yards, 2 TDs and a 105.0 passer rating
- Helped the Eagles clinch the NFC East title with a 124.4 passer rating at Dal. (12/29/13). Completed 17-of-26 (65.4%) attempts for 263 yards and 2 TDs
- Set a franchise record with an 84.0% (21-of-25) completion percentage vs. Chi. (12/22/13), along with 230 yards, 2 TDs and a 131.7 passer rating
- Threw for a career-high 428 yards at Min. (12/15/13)
- Earned **NFC Offensive Player of the Month** honors for November 2013, when he set an NFL record for passer rating in a calendar month (152.8) (min. 50 attempts). In three games, completed 51-of-72 (70.8%) passes for 932 yards, 10 TDs and 0 INTs
- Became the first QB since 1960 to post a 149.0+ passer rating in consecutive games (158.3 - 11/3/13 at Oak.; 149.3 - 11/10/13 at GB)
- In just his 9th career NFL start, became the seventh player in NFL history to throw 7 TDs in a single game in a 49-20 win at Oak. (11/3/13), joining **Peyton Manning** (9/5/13 vs. Bal.), **Joe Kapp** (9/28/69 vs. Bal.), **Y.A. Tittle** (10/28/62 vs. Was.), **George Blanda** (11/19/61 vs. N.Y. Titans), **Adrian Burk** (10/17/54 at Was.) and **Sid Luckman** (11/14/43 at NYG)

QB NICK FOLES 9



CAREER HIGHLIGHTS (Continued)

- Was the third player in NFL history to throw 7 TDs with 0 INTs, joining **Peyton Manning** (9/5/13 vs. Bal.) and **Y.A. Tittle** (10/28/62 vs. Was.). Became the first to throw 7 TDs with a perfect 158.3 passer rating, as well as the first to throw all 7 TDs before the start of the fourth quarter
- Earned **NFC Offensive Player of the Week** honors for his 7-TD performance. His jersey, cleats and the football from the 7th TD are on display at the Pro Football Hall of Fame
- Completed 22-of-31 (71.0%) attempts for 296 yards, 3 TDs and a 133.3 QB rating en route to **NFC Offensive Player of the Week** honors at TB (10/13/13)

2012 - PHILADELPHIA EAGLES (7/6)

- In 2012, set then-Eagles rookie passing records in attempts (265), completions (161) and yards (1,699)
- Rallied from a 21-10 deficit in the fourth quarter at TB (12/9/12) with 2 TDs in the final four minutes. Along the way, tallied an Eagles rookie record 381 passing yards
- Started his first NFL game in his home state of Texas, completing 64.7% (22-of-34) of his passes for 251 yards and 1 TD at Dal. (12/2/12)
- In his first NFL action in place of injured **Michael Vick** vs. Dal. (11/11/12), threw for 219 yards and recorded his first career TD (44 yards to **Jeremy Maclin**)

COLLEGE HIGHLIGHTS

- Finished his career at Arizona as the school's all-time leader in attempts (1,369), completions (933), passing yards (10,011) and TDs (67)
- As a senior in 2011, earned Honorable Mention All-Pac 12 honors after throwing for a school single-season record 4,334 yards and 28 TDs
- Received honorable mention All-Pac 10 accolades as a junior in 2010, throwing for 3,191 yards and 20 TDs
- Totaled 2,486 yards and 19 TDs and was named honorable mention All-Pac 10 as a sophomore in 2009

TRANSACTIONS

- 2012** Drafted by PHI in 3rd round (88th overall)
Signed 4-year contract
- 12/26/12** Placed on Injured Reserve (hand)
- 3/10/15** Traded from PHI to StL for QB **Sam Bradford** and a 2015 5th-round draft choice
- 8/8/15** Signed by StL to 2-year contract extension through 2017
- 7/27/16** Released by StL
- 8/5/16** Signed by KC to 1-year contract
- 3/13/17** Agreed to terms with PHI on 2-year contract

2014 GAME-BY-GAME STATISTICS

			PASSING										RUSHING					SNAPS		
Date	Opp	GP/S	Att	Cmp	Pct	Yds	Y/A	TD	Int	Lg	Sk/Yd	Rate	Att	Yds	Avg	Lg	TD	No	Pct	
Sep 7	Jax	W	1/1	45	27	60.0	322	7.2	2	1	68t	5/47	87.5	0	0	---	--	0	87	100%
Sep 15	at Ind	W	1/1	37	21	56.8	331	9.0	1	1	57	0/0	84.4	4	22	5.5	7	0	68	100%
Sep 21	Was	W	1/1	41	27	65.9	325	7.9	3	0	50	0/0	114.4	4	12	3.0	9	0	73	100%
Sep 28	at SF	L	1/1	43	21	48.8	195	4.5	0	2	22	1/4	42.3	1	1	1.0	1	0	60	100%
Oct 5	StL	W	1/1	37	24	64.9	207	5.6	2	1	24t	0/0	86.2	2	13	6.5	14	0	73	100%
Oct 12	NYG	W	1/1	34	21	61.8	248	7.3	2	2	26t	1/3	79.0	2	5	2.5	4	0	72	100%
Oct 26	at Ari	L	1/1	62	36	58.1	411	6.6	2	2	54t	0/0	75.4	2	14	7.0	11	0	92	100%
Nov 2	at Hou	W	1/1	12	9	75.0	124	10.3	1	1	59t	2/20	100.7	1	1	1.0	1	0	20	24%
Nov 10	Car	W	0/0	INACTIVE (SHOULDER)																
Nov 16	at GB	L	0/0	INACTIVE (SHOULDER)																
Nov 23	Ten	W	0/0	INACTIVE (SHOULDER)																
Nov 27	at Dal	W	0/0	INACTIVE (SHOULDER)																
Dec 7	Sea	L	0/0	INACTIVE (SHOULDER)																
Dec 14	Dal	L	0/0	INACTIVE (SHOULDER)																
Dec 20	at Was	L	0/0	INACTIVE (SHOULDER)																
Dec 28	at NYG	W	0/0	INACTIVE (SHOULDER)																
Totals			8/8	311	186	59.8	2163	7.0	13	10	68t	9/74	81.4	16	68	4.3	14	0	545	46%

QB NICK FOLES 9



2013 GAME-BY-GAME STATISTICS

Date	Opp	GP/S	PASSING											RUSHING					SNAPS		
			Att	Cmp	Pct	Yds	Y/A	TD	Int	Lg	Sk/Yd	Rate	Att	Yds	Avg	Lg	TD	No	Pct		
Sep 9	at Was	W	0/0	DID NOT PLAY																	
Sep 15	SD	L	1/0	1	0	0.0	0	0.0	0	0	--	0/0	39.6	0	0	---	--	0	1	2%	
Sep 19	KC	L	0/0	DID NOT PLAY																	
Sep 29	at Den	L	1/0	4	3	75.0	49	12.3	1	0	37	0/0	155.2	0	0	---	--	0	7	10%	
Oct 6	at NYG	W	1/0	25	16	64.0	197	7.9	2	0	28	1/3	114.9	3	1	0.3	3	0	43	53%	
Oct 13	at TB	W	1/1	31	22	71.0	296	9.6	3	0	47t	1/9	133.3	3	2	0.7	4t	1	68	100%	
Oct 20	Dal	L	1/1	29	11	37.9	80	2.8	0	0	16	3/15	46.2	3	25	8.3	12	0	56	70%	
Oct 27	NYG	L	0/0	INACTIVE (CONCUSSION)																	
Nov 3	at Oak	W	1/1	28	22	78.6	406	14.5	7	0	63t	1/1	158.3	4	10	2.5	9	0	51	86%	
Nov 10	at GB	W	1/1	18	12	66.7	228	12.7	3	0	55t	3/17	149.3	8	38	4.8	16	0	61	100%	
Nov 17	Was	W	1/1	26	17	65.4	298	11.5	0	0	49	3/22	104.3	9	47	5.2	14	1	66	100%	
Dec 1	Ari	W	1/1	34	21	61.8	237	7.0	3	0	25	5/35	112.0	9	22	2.4	9	0	77	100%	
Dec 8	Det	W	1/1	22	11	50.0	179	8.1	1	1	44	0/0	73.9	6	23	3.8	20	1	75	100%	
Dec 15	at Min	L	1/1	48	30	62.5	428	8.9	3	1	51	4/32	103.5	5	41	8.2	21	0	69	100%	
Dec 22	Chi	W	1/1	25	21	84.0	230	9.2	2	0	32	2/5	131.7	2	17	8.5	10	0	61	95%	
Dec 29	at Dal	W	1/1	26	17	65.4	263	10.1	2	0	35	5/34	124.4	5	-5	-1.0	0	0	67	100%	
Totals			13/10	317	203	64.0	2891	9.1	27	2	63t	28/173	119.2	57	221	3.9	21	3	702	64%	

PLAYOFFS

Jan 4	NO	L	1/1	33	23	69.7	195	5.9	2	0	40	2/19	105.0	1	3	3.0	3	0	58	100%
Totals			1/1	33	23	69.7	195	5.9	2	0	40	2/19	105.0	1	3	3.0	3	0	58	100%

2012 GAME-BY-GAME STATISTICS

Date	Opp	GP/S	PASSING											RUSHING					SNAPS		
			Att	Cmp	Pct	Yds	Y/A	TD	Int	Lg	Sk/Yd	Rate	Att	Yds	Avg	Lg	TD	No	Pct		
Sep 9	at Cle	W	0/0	DID NOT PLAY																	
Sep 16	Bal	W	0/0	DID NOT PLAY																	
Sep 23	at Ari	L	0/0	DID NOT PLAY																	
Sep 30	NYG	W	0/0	DID NOT PLAY																	
Oct 7	at Pit	L	0/0	DID NOT PLAY																	
Oct 14	Det	L	0/0	DID NOT PLAY																	
Oct 28	Atl	L	0/0	DID NOT PLAY																	
Nov 5	at NO	L	0/0	DID NOT PLAY																	
Nov 11	Dal	L	1/0	32	22	68.8	219	6.8	1	1	44t	2/11	85.3	0	0	---	--	0	58	74%	
Nov 18	at Was	L	1/1	46	21	45.7	204	4.4	0	2	25	4/27	40.5	1	0	0.0	0	0	75	100%	
Nov 26	Car	L	1/1	21	16	76.2	119	5.7	0	0	16	1/12	89.2	1	0	0.0	0	0	50	100%	
Dec 2	at Dal	L	1/1	34	22	64.7	251	7.4	1	0	29	1/11	96.6	0	0	---	--	0	63	100%	
Dec 9	at TB	W	1/1	51	32	62.7	381	7.5	2	0	39	6/43	98.6	3	27	9.0	14	1	76	100%	
Dec 13	Cin	L	1/1	33	16	48.5	180	5.5	1	1	46	1/3	62.7	2	5	2.5	5	0	56	100%	
Dec 23	Was	L	1/1	48	32	66.7	345	7.2	1	1	38	5/24	85.9	4	10	2.5	5	0	76	100%	
PLACED ON INJURED RESERVE (HAND) ON 12/26/12																					
Totals			7/6	265	161	60.8	1699	6.4	6	5	46	20/131	79.1	11	42	3.8	14	1	454	40%	