



6-6 | 243  **7th Year**
DOB: Jan. 20, 1989 (Age 29)



**Austin,
Texas**

**Westlake
High School**



Arizona
D3-12 (88th overall)
by Philadelphia
Acquired: FA (KC) 2017



Nick Foles rejoined the Eagles during the 2017 offseason and led the team to its first Super Bowl championship following a season-ending injury to Carson Wentz. Foles, who was named Super Bowl LII MVP, owns the highest passer rating in franchise (92.7) and NFL postseason history (113.2).

HIGHEST PASSER RATING EAGLES ALL-TIME HISTORY

Nick Foles (2012-14, 17)	92.7
Carson Wentz (2016-17)	88.8
Mike Vick (2009-13)	87.7
D. McNabb (1999-2009)	86.5
Sonny Jurgensen (1957-63)	79.1

(min. 600 attempts)

NFL POSTSEASON HISTORY

Nick Foles (2012-17)	113.2
Bart Starr (1956-71)	104.8
Kurt Warner (1998-2009)	102.8
Matt Ryan (2008-17)	100.8
Drew Brees (2001-17)	100.7

(min. 125 attempts)

MOST SUPER BOWL PASSING YARDS

SUPER BOWL-WINNING QUARTERBACKS

466	Tom Brady (NE) (LII)
414	Kurt Warner (StL) (XXXIV)
373	Nick Foles (Phi.) (LII)
357	Joe Montana (SF) (XXIII)
354	Tom Brady (NE) (XXXVIII)

COMPLETION PERCENTAGE









NFL SINGLE-POSTSEASON HISTORY

72.6%	Nick Foles (Phi.) (2017)
71.1%	Peyton Manning (Den.) (2013)
70.6%	Tom Brady (NE) (2007)
70.6%	Drew Brees (NO) (2009)
68.9%	Tom Brady (NE) (2014)

(min. 100 attempts)

7 PASSING TOUCHDOWNS

NFL SINGLE-GAME HISTORY

			
DREW BREES 11/1/15 vs. NYG	NICK FOLES 11/3/13 at Oak.	PEYTON MANNING 9/5/13 vs. Bal.	JOE KAPP 9/28/69 vs. Bal.
			
Y.A. TITTLE 10/28/62 vs. Was.	GEORGE BLANDA 11/19/61 vs. NYT	ADRIAN BURK 10/17/54 at Was.	SID LUCKMAN 11/43/43 at NYG



CAREER STATISTICS

Year	Team	GP/S	PASSING										RUSHING					OFF SNAPS	
			Att	Cmp	Pct	Yds	Y/A	TD	Int	Lg	Sk/Yd	Rate	Att	Yds	Avg	Lg	TD	No	Pct
2012	Philadelphia	7/6	265	161	60.8	1699	6.4	6	5	46	20/131	79.1	11	42	3.8	14	1	454	40%
2013	Philadelphia	13/10	317	203	64.0	2891	9.1	27	2	63t	28/173	119.2	57	221	3.9	21	3	702	64%
2014	Philadelphia	8/8	311	186	59.8	2163	7.0	13	10	68t	9/74	81.4	16	68	4.3	14	0	545	46%
2015	St. Louis	11/11	337	190	56.4	2052	6.1	7	10	68	14/98	69.0	17	20	1.2	10	1	653	68%
2016	Kansas City	3/1	55	36	65.5	410	7.5	3	0	49	4/34	105.9	4	-4	-1.0	-1	0	106	10%
2017	Philadelphia	7/3	101	57	56.4	537	5.3	5	2	35	5/44	79.5	11	3	0.3	9	0	212	19%
Totals		49/39	1386	833	60.1	9752	7.0	61	29	68t	80/554	87.4	116	350	3.0	21	5	---	---

PLAYOFFS

2013	Philadelphia	1/1	33	23	69.7	195	5.9	2	0	40	2/19	105.0	1	3	3.0	3	0	58	100%
2016	Kansas City	0/0	0	0	---	0	---	0	0	--	0/0	---	0	0	---	--	0	0	0%
2017	Philadelphia	3/3	106	77	72.6	971	9.2	6	1	55	2/14	115.7	5	-2	-0.4	1	0	204	99%
Totals		4/4	139	100	71.9	1166	8.4	8	1	55	4/33	113.2	6	1	0.2	3	0	---	---

ADDITIONAL STATISTICS

Fumbles/Lost: 27/12 - 2017 (6/2); 2015 (5/2); 2014 (4/3); 2013 (4/2); 2012 (8/3) **Postseason Fumbles/Lost:** 2/0 - 2017 (2/0)

Postseason Receptions: 1-yard TD at NE (2/4/18) (**Super Bowl LII**)



CAREER HIGHLIGHTS

- Led the Eagles to the first **Super Bowl** championship in franchise history in 2017 after taking over as the starting QB when **Carson Wentz** sustained a season-ending knee injury in Week 14 at L.A. Rams
- Became the first backup QB to win the **Super Bowl** since **Tom Brady** with New England in 2001. Only three QBs in NFL history have won the **Super Bowl** after starting 3-or-fewer games in the regular season: Foles in 2017 (3), **Jeff Hostetler** with N.Y. Giants in 1990 (2) and **Doug Williams** with Washington in 1987 (2)
- Named **Super Bowl LII MVP** after completing 28-of-43 (65.1%) attempts for 373 yards, 3 TDs, 1 INT and a 106.1 passer rating in the 41-33 victory over New England. Also became the first NFL QB to catch a TD in the **Super Bowl** when he caught a 1-yard pass from **Trey Burton** on fourth down on one of the most memorable trick plays in NFL history, known as the "Philly Special"
- Turned in one of the best postseason performances in NFL history in 2017, recording a 100+ passer rating in all 3 playoff games. Finished the stretch 77-of-106 (72.6%) for 971 yards, 6 TDs, 1 INT and a 115.7 passer rating
- In 2017, produced the highest completion percentage (72.6%) in NFL single-postseason history and 3rd-highest passer rating (115.7), behind **Joe Flacco** with Baltimore in 2012 (117.2) and **Drew Brees** with New Orleans in 2009 (117.0) (min. 100 attempts)
- Owns the highest passer rating in NFL postseason history (113.2) (min. 125 attempts). Is the only QB in NFL history to record a 100+ passer rating in each of his first 4 career playoff games (min. 20 attempts per game)

CAREER HIGHS

Pass Attempts	62	10/26/14 at Ari.
Completions	36	10/26/14 at Ari.
Passing Yards	428	12/15/13 at Min.
Yards/Attempt	14.5	11/3/13 at Oak.
Passing Long	68t	9/7/14 vs. Jax.
Passing TDs	7	11/3/13 at Oak.
Completion %	84.0	12/22/13 vs. Chi.
Passer Rating	158.3	11/3/13 at Oak.
Rush Attempts	9	11/17/13 vs. Was.
Rushing Yards	47	11/17/13 vs. Was.
Rushing Long	21	12/15/13 at Min.
Rushing TDs	1	5x, last: 9/13/15 vs. Sea.



2017 GAME-BY-GAME STATISTICS

Date	Opp	GP/S	PASSING										RUSHING					SNAPS		
			Att	Cmp	Pct	Yds	Y/A	TD	Int	Lg	Sk/Yd	Rat	Att	Yds	Avg	Lg	TD	No	Pct	
Sep 10	at Was	W	0/0	DID NOT PLAY																
Sep 17	at KC	L	0/0	DID NOT PLAY																
Sep 24	NYG	W	0/0	DID NOT PLAY																
Oct 1	at LAC	W	0/0	DID NOT PLAY																
Oct 8	Ari	W	0/0	DID NOT PLAY																
Oct 12	at Car	W	0/0	DID NOT PLAY																
Oct 23	Was	W	0/0	DID NOT PLAY																
Oct 29	SF	W	1/0	0	0	---	0	--	0	0	--	0/0	---	2	-2	-1.0	-1	0	9	13%
Nov 5	Den	W	1/0	1	1	100.0	35	35.0	0	0	35	1/8	118.8	1	-1	-1.0	-1	0	14	20%
Nov 19	at Dal	W	0/0	DID NOT PLAY																
Nov 26	Chi	W	1/0	3	3	100.0	21	7.0	0	0	22	0/0	95.8	4	-3	-0.8	0	0	11	14%
Dec 3	at Sea	L	0/0	DID NOT PLAY																
Dec 10	at LAR	W	1/0	10	6	60.0	42	4.2	0	0	16	1/7	69.6	1	9	9.0	9	0	23	25%
Dec 17	at NYG	W	1/1	38	24	63.2	237	6.2	4	0	32	1/4	115.8	2	0	0.0	1	0	68	100%
Dec 25	Oak	W	1/1	38	19	50.0	163	4.3	1	1	25	2/25	59.4	0	0	---	--	0	68	100%
Dec 31	Dal	L	1/1	11	4	36.4	39	3.6	0	1	15	0/0	9.3	1	0	0.0	0	0	19	32%
Totals			7/3	101	57	56.4	537	5.3	5	2	35	5/44	79.5	11	3	0.4	9	0	212	19%

PLAYOFFS

Jan 13	Atl	W	1/1	30	23	76.7	246	8.2	0	0	32	1/8	100.1	5	-2	-0.4	1	0	67	100%
Jan 21	Min	W	1/1	33	26	78.8	352	10.7	3	0	53t	1/6	141.4	0	0	---	--	0	62	95%
Feb 4	at NE	W	1/1	43	28	65.1	373	8.7	3	1	55	0/0	106.1	0	0	---	--	0	75	100%
Totals			3/3	106	77	72.6	971	9.2	6	1	55	2/14	115.7	5	-2	-0.4	1	0	204	99%



CAREER HIGHLIGHTS (Continued)

- Ranks 1st in Eagles history with a 92.7 career passer rating (min. 600 attempts)
- Selected to his first career **Pro Bowl** and earned **Pro Bowl MVP** honors following a career year in 2013. Completed 203-of-317 (64.0%) attempts for 2,891 yards, 27 TDs, 2 INTs and a 119.2 passer rating in only 10 starts
- Produced the best TD-INT ratio (27-2) in NFL history in 2013. Is the only QB in NFL history to record 20+ passing TDs with no more than 2 INTs
- Led the NFL in passer rating (119.2) in 2013. Became the first Eagle to lead the league in passer rating since **Tommy Thompson** in 1949 (84.4)
- In just his 9th career start at Oak. (11/3/13), became the seventh QB (now eight) in NFL history to throw 7 TDs in a single game, joining **Peyton Manning** (9/5/13 vs. Bal.), **Joe Kapp** (9/28/69 vs. Bal.), **Y.A. Tittle** (10/28/62 vs. Was.), **George Blanda** (11/19/61 vs. N.Y. Titans), **Adrian Burk** (10/17/54 at Was.) and **Sid Luckman** (11/14/43 at NYG)
- Is only the third QB in NFL history to throw 7 TDs with 0 INTs in a single game, joining **Peyton Manning** (9/5/13 vs. Bal.) and **Y.A. Tittle** (10/28/62 vs. Was.). Is the only NFL QB to do so before the start of the fourth quarter

MONTHLY AWARDS (1)

Award	Month	Year
NFC Offensive Player of the Month	November	2013


WEEKLY AWARDS (2)

Award	Week	Year
NFC Offensive Player of the Week	Week 9	2013
NFC Offensive Player of the Week	Week 6	2013



2016 GAME-BY-GAME STATISTICS (KANSAS CITY)

Date	Opp	GP/S	PASSING										RUSHING					SNAPS		
			Att	Cmp	Pct	Yds	Y/A	TD	Int	Lg	Sk/Yd	Rat	Att	Yds	Avg	Lg	TD	No	Pct	
Sep 11	SD	W	0/0	DID NOT PLAY																
Sep 18	at Hou	L	0/0	DID NOT PLAY																
Sep 25	NYJ	W	0/0	DID NOT PLAY																
Oct 2	at Pit	L	0/0	DID NOT PLAY																
Oct 16	at Oak	W	0/0	DID NOT PLAY																
Oct 23	NO	W	0/0	DID NOT PLAY																
Oct 30	at Ind	W	1/0	22	16	72.7	223	10.1	2	0	49	2/16	135.2	1	-1	-1.0	-1	0	45	61%
Nov 6	Jax	W	1/1	33	20	60.6	187	5.7	1	0	24	2/18	86.3	3	-3	-1.0	-1	0	58	100%
Nov 13	at Car	W	0/0	DID NOT PLAY																
Nov 20	TB	L	0/0	DID NOT PLAY																
Nov 27	at Den	W	0/0	DID NOT PLAY																
Dec 4	at Atl	W	0/0	DID NOT PLAY																
Dec 8	Oak	W	0/0	DID NOT PLAY																
Dec 18	Ten	L	0/0	DID NOT PLAY																
Dec 25	Den	W	0/0	DID NOT PLAY																
Jan 1	at SD	W	1/0	0	0	---	0	---	0	0	--	0/0	---	0	0	---	--	0	3	5%
Totals			3/1	55	36	65.5	410	7.5	3	0	49	4/34	105.9	4	-4	-1.0	-1	0	106	10%
PLAYOFFS																				
Jan 15	Pit	L	0/0	DID NOT PLAY																
Totals			0/0	0	0	---	0	---	0	0	--	0/0	---	0	0	---	--	0	0	0%



CAREER HIGHLIGHTS (Continued)

2017 - PHILADELPHIA EAGLES (7/3, 3/3)

- Led the Eagles to the first **Super Bowl** championship in franchise history after taking over as the starting QB when **Carson Wentz** sustained a season-ending knee injury in Week 14 at L.A. Rams
- Named **Super Bowl LII MVP** after completing 28-of-43 (65.1%) attempts for 373 yards, 3 TDs, 1 INT and a 106.1 passer rating in the 41-33 victory over New England. Also became the first NFL QB to catch a TD in the **Super Bowl** when he caught a 1-yard pass from **Trey Burton** on fourth down on one of the most memorable trick plays in NFL history, known as the "Philly Special"
- Turned in one of the best postseason performances in NFL history, recording a 100+ passer rating in all 3 playoff games. Finished the stretch 77-of-106 (72.6%) for 971 yards, 6 TDs, 1 INT and a 115.7 passer rating
- Produced the highest completion percentage (72.6%) in NFL single-postseason history and 3rd-highest passer rating (115.7), behind **Joe Flacco** with Baltimore in 2012 (117.2) and **Drew Brees** with New Orleans in 2009 (117.0) (min. 100 attempts)
- Became the first QB in franchise history to throw for 300+ yards (352), 3 TDs and 0 INTs in a playoff game in the 38-7 win vs. Min. (1/21/18) in the NFC Championship



2015 GAME-BY-GAME STATISTICS (ST. LOUIS)

Date	Opp	GP/S	PASSING										RUSHING					SNAPS		
			Att	Cmp	Pct	Yds	Y/A	TD	Int	Lg	Sk/Yd	Rat	Att	Yds	Avg	Lg	TD	No	Pct	
Sep 13	Sea	W	1/1	27	18	66.7	297	11.0	1	0	42	2/21	115.8	4	11	2.8	9	1	58	100%
Sep 20	at Was	L	1/1	32	17	53.1	150	4.7	1	0	40t	1/4	76.3	1	1	1.0	1	0	52	100%
Sep 27	Pit	L	1/1	28	19	67.9	197	7.0	0	1	26	2/10	73.1	1	10	10.0	10	0	50	100%
Oct 4	at Ari	W	1/1	24	16	66.7	171	7.1	3	0	47	1/7	126.9	1	-1	-1.0	-1	0	53	100%
Oct 11	at GB	L	1/1	30	11	36.7	141	4.7	1	4	68	3/18	23.8	1	2	2.0	2	0	70	100%
Oct 25	Cle	W	1/1	23	15	65.2	163	7.1	0	0	41	2/13	86.0	2	-2	-1.0	-1	0	53	100%
Nov 1	SF	W	1/1	23	14	60.9	191	8.3	1	0	66t	0/0	101.9	3	-3	-1.0	-1	0	69	100%
Nov 8	at Min	L	1/1	33	18	54.5	168	5.1	0	0	55	1/8	68.8	1	2	2.0	2	0	74	100%
Nov 15	Chi	L	1/1	36	17	47.2	200	5.6	0	1	37	1/9	53.0	0	0	---	--	0	58	92%
Nov 22	at Bal	L	0/0	DID NOT PLAY																
Nov 29	at Cin	L	1/1	46	30	65.2	228	5.0	0	3	25	1/8	49.9	1	2	2.0	2	0	66	90%
Dec 6	Ari	L	1/1	35	15	42.9	146	4.2	0	1	30	0/0	43.3	2	-2	-1.0	-1	0	50	100%
Dec 13	Det	W	0/0	DID NOT PLAY																
Dec 17	TB	W	0/0	DID NOT PLAY																
Dec 27	at Sea	W	0/0	DID NOT PLAY																
Jan 3	at SF	L	0/0	DID NOT PLAY																
Totals			11/11	337	190	56.4	2052	6.1	7	10	68	14/98	69.0	17	20	1.2	10	1	653	68%

3+ PASSING TD GAMES (10)

Date	Opponent	TDs
11/3/13	at Oakland Raiders (W, 49-20)	7
12/17/17	at New York Giants (W, 34-29)	4
2/4/18	at New England Patriots (SB) (W, 41-33)	3
1/21/18	vs. Minnesota Vikings (Conf.) (W, 38-7)	3
10/4/15	at Arizona Cardinals (W, 24-22)	3
9/21/14	vs. Washington Redskins (W, 37-34)	3
12/15/13	at Minnesota Vikings (L, 30-48)	3
12/1/13	vs. Arizona Cardinals (W, 24-21)	3
11/10/13	at Green Bay Packers (W, 27-13)	3
10/13/13	at Tampa Bay Buccaneers (W, 31-20)	3

300+ YARD GAMES (10)

Date	Opponent	Yards
12/15/13	at Minnesota Vikings (L, 30-48)	428
10/26/14	at Arizona Cardinals (L, 20-24)	411
11/3/13	at Oakland Raiders (W, 49-20)	406
12/9/12	at Tampa Bay Buccaneers (W, 23-21)	381
2/4/18	at New England Patriots (SB) (W, 41-33)	373
1/21/18	vs. Minnesota Vikings (Conf.) (W, 38-7)	352
12/23/12	vs. Washington Redskins (L, 20-27)	345
9/15/14	at Indianapolis Colts (W, 30-27)	331
9/21/14	vs. Washington Redskins (W, 37-34)	325
9/7/14	vs. Jacksonville Jaguars (W, 34-17)	322

CAREER HIGHLIGHTS (Continued)

- Earned his first career playoff win in the 15-10 victory vs. Atl. (1/13/18) in the Divisional Round. Completed 23-of-30 (76.7%) attempts for 246 yards and a 100.1 passer rating. His 76.7% completion percentage was the highest single-game mark in Eagles postseason history
- Threw for 237 yards, 4 TDs, 0 INTs and a 115.8 passer rating in the 34-29 win at NYG (12/17/17), which marked his first start as an Eagle since the 2014 season. The win secured a first-round playoff bye for Philadelphia
- Relieved an injured **Carson Wentz** trailing, 31-35, in the fourth quarter at LAR (12/10/17) and led back-to-back scoring drives to give the Eagles a 37-35 lead. Philadelphia won, 43-35, to clinch its first NFC East title since 2013. Marked his 7th career game-winning drive and 6th career fourth-quarter comeback

2016 - KANSAS CITY CHIEFS (3/1)

- Saw action in three games (one start) as a backup to **Alex Smith**. Completed 36-of-55 (65.5%) attempts for 410 yards, 3 TDs, 0 INTs and a 105.9 passer rating

2015 - ST. LOUIS RAMS (11/11)

- Started 11 games in his only season with the Rams and completed 190-of-337 (56.4%) attempts for 2,052 yards, 7 TDs, 10 INTs and a 69.0 passer rating

2014 - PHILADELPHIA EAGLES (8/8)

- Posted his third career 400+ yard game (411) and set career highs in attempts (62) and completions (36) at Ari. (10/26/14)



2014 GAME-BY-GAME STATISTICS

Date	Opp	GP/S	PASSING										RUSHING					SNAPS		
			Att	Cmp	Pct	Yds	Y/A	TD	Int	Lg	Sk/Yd	Rat	Att	Yds	Avg	Lg	TD	No	Pct	
Sep 7	Jax	W	1/1	45	27	60.0	322	7.2	2	1	68t	5/47	87.5	0	0	---	--	0	87	100%
Sep 15	at Ind	W	1/1	37	21	56.8	331	9.0	1	1	57	0/0	84.4	4	22	5.5	7	0	68	100%
Sep 21	Was	W	1/1	41	27	65.9	325	7.9	3	0	50	0/0	114.4	4	12	3.0	9	0	73	100%
Sep 28	at SF	L	1/1	43	21	48.8	195	4.5	0	2	22	1/4	42.3	1	1	1.0	1	0	60	100%
Oct 5	StL	W	1/1	37	24	64.9	207	5.6	2	1	24t	0/0	86.2	2	13	6.5	14	0	73	100%
Oct 12	NYG	W	1/1	34	21	61.8	248	7.3	2	2	26t	1/3	79.0	2	5	2.5	4	0	72	100%
Oct 26	at Ari	L	1/1	62	36	58.1	411	6.6	2	2	54t	0/0	75.4	2	14	7.0	11	0	92	100%
Nov 2	at Hou	W	1/1	12	9	75.0	124	10.3	1	1	59t	2/20	100.7	1	1	1.0	1	0	20	24%
Nov 10	Car	W	0/0	INACTIVE (SHOULDER)																
Nov 16	at GB	L	0/0	INACTIVE (SHOULDER)																
Nov 23	Ten	W	0/0	INACTIVE (SHOULDER)																
Nov 27	at Dal	W	0/0	INACTIVE (SHOULDER)																
Dec 7	Sea	L	0/0	INACTIVE (SHOULDER)																
Dec 14	Dal	L	0/0	INACTIVE (SHOULDER)																
Dec 20	at Was	L	0/0	INACTIVE (SHOULDER)																
Dec 28	at NYG	W	0/0	INACTIVE (SHOULDER)																
Totals			8/8	311	186	59.8	2163	7.0	13	10	68t	9/74	81.4	16	68	4.3	14	0	545	46%



CAREER HIGHLIGHTS (Continued)

- Became the sixth QB since 1950 to throw for 320+ yards in each of the first three games of the season, joining **Drew Brees** (2013), **Robert Griffin III** (2013), **Tom Brady** (2011), **Kurt Warner** (2000) and **Drew Bledsoe** (1994)

2013 - PHILADELPHIA EAGLES (13/10, 1/1)

- Selected to his first career **Pro Bowl** and earned **Pro Bowl MVP** honors following a career year. Completed 203-of-317 (64.0%) attempts for 2,891 yards, 27 TDs, 2 INTs and a 119.2 passer rating in only 10 starts
- Produced the best TD-INT ratio (27-2) in NFL history. Is the only QB in NFL history to record 20+ passing TDs with no more than 2 INTs

DUAL-SPORT ATHLETE

Foles starred at Westlake HS (Austin, TX), where he set school career records for passing yards (5,658) and TDs (56), breaking marks previously held by Drew Brees. Foles was teammates with Ravens K Justin Tucker at Westlake. Additionally, Foles was also a three-year starter and two-time MVP for Westlake's basketball team, averaging 15 points and 11 rebounds in 2005-06 while earning all-district honors. He was recruited by numerous Division I basketball programs.

BIRDSEED

Foles and his wife, Tori, have a daughter named Lily. Tori played volleyball at Arizona and is the sister of former Eagles TE Evan Moore. Foles is the son of Melissa and Larry Foles, who both are in the restaurant business. He has two sisters: Lacey and Katie. Foles was a roommate of Brent Celek's brother, Garrett, as a freshman at Michigan State.



@NFoles_9



@nickfoles



2013 GAME-BY-GAME STATISTICS

				PASSING									RUSHING					SNAPS		
Date	Opp	GP/S		Att	Cmp	Pct	Yds	Y/A	TD	Int	Lg	Sk/Yd	Rat	Att	Yds	Avg	Lg	TD	No	Pct
Sep 9	at Was	W	0/0	DID NOT PLAY																
Sep 15	SD	L	1/0	1	0	0.0	0	0.0	0	0	--	0/0	39.6	0	0	---	--	0	1	2%
Sep 19	KC	L	0/0	DID NOT PLAY																
Sep 29	at Den	L	1/0	4	3	75.0	49	12.3	1	0	37	0/0	155.2	0	0	---	--	0	7	10%
Oct 6	at NYG	W	1/0	25	16	64.0	197	7.9	2	0	28	1/3	114.9	3	1	0.3	3	0	43	53%
Oct 13	at TB	W	1/1	31	22	71.0	296	9.6	3	0	47t	1/9	133.3	3	2	0.7	4t	1	68	100%
Oct 20	Dal	L	1/1	29	11	37.9	80	2.8	0	0	16	3/15	46.2	3	25	8.3	12	0	56	70%
Oct 27	NYG	L	0/0	INACTIVE (CONCUSSION)																
Nov 3	at Oak	W	1/1	28	22	78.6	406	14.5	7	0	63t	1/1	158.3	4	10	2.5	9	0	51	86%
Nov 10	at GB	W	1/1	18	12	66.7	228	12.7	3	0	55t	3/17	149.3	8	38	4.8	16	0	61	100%
Nov 17	Was	W	1/1	26	17	65.4	298	11.5	0	0	49	3/22	104.3	9	47	5.2	14	1	66	100%
Dec 1	Ari	W	1/1	34	21	61.8	237	7.0	3	0	25	5/35	112.0	9	22	2.4	9	0	77	100%
Dec 8	Det	W	1/1	22	11	50.0	179	8.1	1	1	44	0/0	73.9	6	23	3.8	20	1	75	100%
Dec 15	at Min	L	1/1	48	30	62.5	428	8.9	3	1	51	4/32	103.5	5	41	8.2	21	0	69	100%
Dec 22	Chi	W	1/1	25	21	84.0	230	9.2	2	0	32	2/5	131.7	2	17	8.5	10	0	61	95%
Dec 29	at Dal	W	1/1	26	17	65.4	263	10.1	2	0	35	5/34	124.4	5	-5	-1.0	0	0	67	100%
Totals			13/10	317	203	64.0	2891	9.1	27	2	63t	28/173	119.2	57	221	3.9	21	3	702	64%

PLAYOFFS

Jan 4	NO	L	1/1	33	23	69.7	195	5.9	2	0	40	2/19	105.0	1	3	3.0	3	0	58	100%
Totals			1/1	33	23	69.7	195	5.9	2	0	40	2/19	105.0	1	3	3.0	3	0	58	100%

100+ RATING GAMES (19)

Date	Opponent	Rating
11/3/13	at Oakland Raiders (W, 49-20)	158.3
11/10/13	at Green Bay Packers (W, 27-13)	149.3
1/21/18	vs. Minnesota Vikings (Conf.) (W, 38-7)	141.4
10/30/16	at Indianapolis Colts (W, 30-14)	135.2
10/13/13	at Tampa Bay Buccaneers (W, 31-20)	133.3
12/22/13	vs. Chicago Bears (W, 54-11)	131.7
10/4/15	at Arizona Cardinals (W, 24-22)	126.9
12/29/13	at Dallas Cowboys (W, 24-22)	124.4
12/17/17	at New York Giants (W, 34-29)	115.8
9/13/15	vs. Seattle Seahawks (W, 34-31)	115.8
10/6/13	at New York Giants (W, 36-21)	114.9
9/21/14	vs. Washington Redskins (W, 37-34)	114.4
12/1/13	vs. Arizona Cardinals (W, 24-21)	112.0
2/4/18	at New England Patriots (SB) (W, 41-33)	106.1
1/4/14	vs. New Orleans Saints (WC) (L, 24-26)	105.0
11/17/13	vs. Washington Redskins (W, 24-16)	104.3
12/15/13	at Minnesota Vikings (L, 30-48)	103.5
11/1/15	vs. San Francisco 49ers (W, 27-6)	101.9
1/13/18	vs. Atlanta Falcons (Div.) (W, 15-10)	100.1

CAREER HIGHLIGHTS (Continued)

- Led the NFL in passer rating (119.2). Became the first Eagle to lead the league in passer rating since **Tommy Thompson** in 1949 (84.4). His 9 games with a 100+ passer rating tied a franchise record (**Donovan McNabb** in 2004) and ranked 2nd in the NFL, trailing only **Peyton Manning** (10)
- In his first career playoff start vs. NO (1/4/14), completed 69.7% (23-of-33) of his passes for 195 yards, 2 TDs and a 105.0 passer rating
- Helped the Eagles clinch the NFC East title after completing 17-of-26 (65.4%) attempts for 262 yards, 2 TDs and a 124.4 passer rating at Dal. (12/29/13)
- Set a franchise record with an 84.0% (21-of-25) completion percentage vs. Chi. (12/22/13), along with 230 yards, 2 TDs and a 131.7 passer rating
- Threw for a career-high 428 yards at Min. (12/15/13)
- Set an Eagles franchise record with 237 pass attempts without an INT (12/23/12-12/8/13)
- Earned **NFC Offensive Player of the Month** honors for November 2013, when he set an NFL record for passer rating in a calendar month (152.8) (min. 50 attempts). In three games, completed 51-of-72 (70.8%) passes for 932 yards, 10 TDs and 0 INTs



2012 GAME-BY-GAME STATISTICS

				PASSING									RUSHING					SNAPS		
Date	Opp	GP/S		Att	Cmp	Pct	Yds	Y/A	TD	Int	Lg	Sk/Yd	Rat	Att	Yds	Avg	Lg	TD	No	Pct
Sep 9	at Cle	W	0/0	DID NOT PLAY																
Sep 16	Bal	W	0/0	DID NOT PLAY																
Sep 23	at Ari	L	0/0	DID NOT PLAY																
Sep 30	NYG	W	0/0	DID NOT PLAY																
Oct 7	at Pit	L	0/0	DID NOT PLAY																
Oct 14	Det	L	0/0	DID NOT PLAY																
Oct 28	Atl	L	0/0	DID NOT PLAY																
Nov 5	at NO	L	0/0	DID NOT PLAY																
Nov 11	Dal	L	1/0	32	22	68.8	219	6.8	1	1	44t	2/11	85.3	0	0	---	--	0	58	74%
Nov 18	at Was	L	1/1	46	21	45.7	204	4.4	0	2	25	4/27	40.5	1	0	0.0	0	0	75	100%
Nov 26	Car	L	1/1	21	16	76.2	119	5.7	0	0	16	1/12	89.2	1	0	0.0	0	0	50	100%
Dec 2	at Dal	L	1/1	34	22	64.7	251	7.4	1	0	29	1/11	96.6	0	0	---	--	0	63	100%
Dec 9	at TB	W	1/1	51	32	62.7	381	7.5	2	0	39	6/43	98.6	3	27	9.0	14	1	76	100%
Dec 13	Cin	L	1/1	33	16	48.5	180	5.5	1	1	46	1/3	62.7	2	5	2.5	5	0	56	100%
Dec 23	Was	L	1/1	48	32	66.7	345	7.2	1	1	38	5/24	85.9	4	10	2.5	5	0	76	100%
PLACED ON INJURED RESERVE (HAND) ON 12/26/12																				
Totals			7/6	265	161	60.8	1699	6.4	6	5	46	20/131	79.1	11	42	3.8	14	1	454	40%

CAREER HIGHLIGHTS (Continued)

- In just his 9th career start at Oak. (11/3/13), became the seventh QB (now eight) in NFL history to throw 7 TDs in a single game, joining **Peyton Manning** (9/5/13 vs. Bal.), **Joe Kapp** (9/28/69 vs. Bal.), **Y.A. Tittle** (10/28/62 vs. Was.), **George Blanda** (11/19/61 vs. N.Y. Titans), **Adrian Burk** (10/17/54 at Was.) and **Sid Luckman** (11/14/43 at NYG)
- Is only the third QB in NFL history to throw 7 TDs with 0 INTs in a single game, joining **Peyton Manning** (9/5/13 vs. Bal.) and **Y.A. Tittle** (10/28/62 vs. Was.). Is the only NFL QB to do so before the start of the fourth quarter
- Earned **NFC Offensive Player of the Week** honors for his 7-TD performance. His jersey, cleats and the football from the 7th TD are on display at the Pro Football Hall of Fame
- Completed 22-of-31 (71.0%) attempts for 296 yards, 3 TDs and a 133.3 QB rating en route to **NFC Offensive Player of the Week** honors at TB (10/13/13)

2012 - PHILADELPHIA EAGLES (7/6)

- Rallied from a 21-10 deficit in the fourth quarter at TB (12/9/12) with 2 TDs in the final four minutes. Along the way, tallied an Eagles rookie record 381 passing yards
- Started his first NFL game in his home state of Texas, completing 64.7% (22-of-34) of his passes for 251 yards and 1 TD at Dal. (12/2/12)
- In his first NFL action in place of injured **Michael Vick** vs. Dal. (11/11/12), threw for 219 yards and recorded his first career TD (44 yards to **Jeremy Maclin**)

COLLEGE HIGHLIGHTS

- Finished his career at Arizona as the school's all-time leader in attempts (1,369), completions (933), passing yards (10,011) and TDs (67)
- As a senior in 2011, earned Honorable Mention All-Pac 12 honors after throwing for a school single-season record 4,334 yards and 28 TDs
- Received honorable mention All-Pac 10 accolades as a junior in 2010, throwing for 3,191 yards and 20 TDs
- Totaled 2,486 yards and 19 TDs and was named honorable mention All-Pac 10 as a sophomore in 2009

TRANSACTIONS

- 2012** Drafted by PHI in 3rd round (88th overall)
Signed 4-year contract
- 12/26/12** Placed on Injured Reserve (hand)
- 3/10/15** Traded from PHI to StL for QB **Sam Bradford** and 2015 5th-round draft choice
- 8/8/15** Signed by StL to 2-year contract extension through 2017
- 7/27/16** Released by StL
- 8/5/16** Signed by KC to 1-year contract
- 3/13/17** Agreed to terms with PHI on 2-year contract