



POST-GAME NOTES

SEASON-OPENING SUCCESS

- Philadelphia has won each of its last three season openers, tying for the 3rd-longest streak in franchise history, behind 1942-47 (six) and 2011-14 (four). The Eagles have won nine of their last 11 season openers since 2008, including seven of their last eight overall.
- Doug Pederson became just the fourth head coach in Eagles history to win three straight season openers, joining Rich Kotite (three, 1991-93), Dick Vermeil (three, 1979-81) and Greasy Neale (six, 1942-47).

HOME, SWEET HOME


- Since 2016, Philadelphia has produced a 16-3 record at Lincoln Financial Field (including playoffs), which marks the best home winning percentage (.842) in the NFL in that span.
- The Eagles have won 12 of their last 13 home games dating back to Week 16 of 2016 (including playoffs), with their only loss coming in the 2017 season finale vs. Dallas (L, 0-6 on 12/31/17).

JAY TRAIN COMES THROUGH

- Jay Ajayi scored each of the Eagles' TDs, marking his 2nd career game with multiple rushing TDs (also 2 TDs on 10/16/16 vs. Pittsburgh with Miami).
- Ajayi became just the third player in Eagles history to rush for multiple TDs in a season opener, joining Wilbert Montgomery on 9/12/82 vs. Washington (2 TDs) and Tom Woodeshick on 9/17/67 vs. Washington (2 TDs). The last Eagles RB to record multiple offensive TDs in a season opener was DeMarco Murray on 9/14/15 at Atlanta (1 rushing TD, 1 receiving TD).

SPROLES MOVES UP THE RECORD BOOKS

- Darren Sproles now ranks 6th in the NFL history with 19,216 career all-purpose yards, trailing only Jerry Rice (23,546), Brian Mitchell (23,330), Walter Payton (21,803), Emmitt Smith (21,564) and Tim Brown (19,682). With 61 all-purpose yards in the season-opening game, Sproles surpassed Steve Smith Sr. (19,180) and Marshall Faulk (19,190).



TEAM STATISTICS

	ATLANTA	PHILADELPHIA
First Downs	16	18
Net Yards Gained	299	232
Rushes/Yards	18/74	27/113
Net Yards Passing	225	119
Att/Comp/INT	43/21/1	35/20/1
Sacked/Yards Lost	4/26	2/13
Punts/Average	6/47.7	6/52.2
Fumbles/Lost	1/0	2/1
Penalties/Yards	15/135	11/101
Time of Possession	27:50	32:10
3rd-Down Efficiency	4/15	8/16
Turnover Ratio	+1	-1

SCORING RECAP

Team	Qtr.	Time	Play Description (Extra Point) (Drive Info)	Falcons	Eagles
Falcons	1	5:01	M.Bryant 21 yd. FG (9-41, 4:07)	3	0
Eagles	2	6:09	J.Elliott 26 yd. FG (14-52, 8:03)	3	3
Falcons	2	2:08	M.Bryant 52 yd. FG (8-41, 4:01)	6	3
Eagles	3	4:37	J.Ajayi 1 yd. run (J.Elliott kick) (11-63, 5:34)	6	10
Falcons	4	9:48	T.Coleman 9 yd. run (kick failed, hru) (2-27, 0:47)	12	10
Eagles	4	2:19	J.Ajayi 11 yd. run (J.Ajayi run) (8-54, 2:32)	12	18

EAGLES INDIVIDUAL STATISTICS

RUSHING: J.Ajayi 15-62-2TDs, C.Clement 5-26, N.Agholor 1-16, D.Sproles 5-10, N.Foles 1--1

RECEIVING: N.Agholor 8-33, Z.Ertz 5-48, D.Sproles 4-22, N.Foles 1-15, D.Carter 1-10, D.Goedert 1-4

PASSING: N.Foles 19-34-117-0TDs-1, N.Agholor 1-1-15-0TDs-0

INTERCEPTIONS: R.Douglas 1-0

SACKS: F.Cox 1.5, J.Hicks 1.5, C.Long 1.0

FIELD GOALS: J.Elliott (2/6)

FALCONS INDIVIDUAL STATISTICS

RUSHING: D.Freeman 6-36, T.Coleman 9-19-1TD, J.Jones 1-11, M.Ryan 2-8

RECEIVING: J.Jones 10-169, M.Sanu 4-18, A.Hooper 3-24, D.Freeman 3-14, T.Coleman 1-26

PASSING: M.Ryan 21-43-251-0TDs-1

INTERCEPTIONS: D.Jones 1-20

SACKS: T.McKinley 1.0, B.Poole 1.0

FIELD GOALS: M.Bryant (2/1G, 5/2G)



POST-GAME NOTES

OFFENSIVE NOTES


- Nick Foles surpassed Norm Van Brocklin (7,497; 1958-60) for the 9th-most passing yards in Eagles history. Foles also eclipsed 10,000 career passing yards. Foles finished the game with 334 passing yards (35-of-48) and 1 TD for a 98.8 QB rating.
- Foles registered his 11th 300-yard passing game as an Eagle (including playoffs) and has now recorded the 4th-most 300-yard passing games in franchise history.
- Zach Ertz led all Eagles receivers in receptions (11) and yards (94), recording his franchise-record 6th-career game with 10+ receptions. Ertz's 6 career games with 10+ receptions lead all NFL TEs since he entered the league in 2013.

DEFENSIVE NOTES

- Fletcher Cox's first-quarter sack of Buccaneers QB Ryan Fitzpatrick moved him into sole possession of 9th place on the Eagles' all-time sacks list. His 36.5 career sacks are the 2nd-most ever by an Eagles interior defensive lineman, trailing only Andy Harmon (39.5; 1991-97).
- Ronald Darby recorded his first INT of the season when he picked off a ball tipped by Rodney McLeod on a deep pass intended for Buccaneers TE O.J. Howard in the first quarter. It marked Darby's 6th-career INT and 4th overall with the Eagles. Darby has posted 3 INTs in his last 5 regular-season games dating back to 2017.
- In the fourth quarter, Malcolm Jenkins (9th-career FF) punched the ball out of Buccaneers WR Mike Evans' hands and was recovered by Jordan Hicks (6th-career FR).

SPECIAL TEAMS NOTES

- First-year punter Cameron Johnston recorded a 56.0 yard gross punting average on five punts, marking the 2nd-highest single-game gross punting average in franchise history. Mat McBriar owns the Eagles' record with a 56.6 gross punting average on 10/14/12 vs. Detroit.



TEAM STATISTICS

	PHILADELPHIA	TAMPA BAY
First Downs	24	18
Net Yards Gained	412	436
Rushes/Yards	24/91	23/43
Net Yards Passing	321	393
Att/Comp/INT	48/35/0	33/27/1
Sacked/Yards Lost	3/13	2/9
Punts/Average	5/56.0	6/43.3
Fumbles/Lost	2/2	1/1
Penalties/Yards	6/55	4/44
Time of Possession	35:39	24:21
3rd-Down Efficiency	5/15	4/10
Turnover Ratio	Even	Even

SCORING RECAP

Team	Qtr.	Time	Play Description (Extra Point) (Drive Info)	Eagles	Buccaneers
Buccaneers	1	14:49	D.Jackson 75 yd. pass from R.Fitzpatrick (C.Catanzaro kick) (1-75, 0:11)	0	7
Eagles	2	4:51	C.Clement 15 yd. run (J.Elliott kick) (13-78, 6:09)	7	7
Buccaneers	2	4:39	O.Howard 75 yd. pass from R.Fitzpatrick (kick failed, wr) (1-75, 0:12)	7	13
Buccaneers	2	0:42	C.Godwin 8 yd. pass from R.Fitzpatrick (C.Catanzaro kick) (6-70, 1:44)	7	20
Buccaneers	3	9:19	M.Evans 4 yd. pass from R.Fitzpatrick (C.Catanzaro kick) (7-54, 3:17)	7	27
Eagles	3	0:09	J.Ajayi 2 yd. run (J.Elliott kick) (9-84, 3:42)	14	27
Eagles	4	2:46	N.Agholor 2 yd. pass from N.Foles (J.Elliott kick) (8-78, 3:50)	21	27

EAGLES INDIVIDUAL STATISTICS

RUSHING: C.Clement 6-30-1TD, W.Smallwood 7-28, J.Ajayi 7-23-1TD, N.Foles 3-8, N.Agholor 1-2

RECEIVING: Z.Ertz 11-94, N.Agholor 8-88-1TD, C.Clement 5-55, K.Aiken 5-39, J.Perkins 4-57, J.Ajayi 1-4, W.Smallwood 1-2, N.Foles 0--5

PASSING: N.Foles 35-48-334-1TD-0

INTERCEPTIONS: R.Darby 1-16

SACKS: N.Bradham 1.0, F.Cox 1.0

FIELD GOALS: J.Elliott (42RU)

BUCCANEERS INDIVIDUAL STATISTICS

RUSHING: P.Barber 16-22, J.Rodgers 5-13, S.Wilson 1-9, R.Fitzpatrick 1--1

RECEIVING: M.Evans 10-83-1TD, C.Godwin 5-56-1TD, D.Jackson 4-129-1TD, O.Howard 3-96-1TD, J.Rodgers 3-23, A.Humphries 1-8, P.Barber 1-7

PASSING: R.Fitzpatrick 27-33-402-4TDs-1

INTERCEPTIONS: NONE

SACKS: K.Alexander 1.0, G.McCoy 1.0, J.Pierre-Paul 1.0

FIELD GOALS: NONE



POST-GAME NOTES

WINNING WAYS

- Including playoffs, Philadelphia is 17-3 (.850) in its last 20 games, as well as 20-4 (.833) in its last 24 overall. The Eagles' 17-3 record since Week 3 of 2017 marks their best 20-game stretch since 12/7/03-12/19/04 (also 17-3). The last time Philadelphia won 20+ games over a 24-game stretch was 11/16/03-12/27/04 (also 20-4).

HOME, SWEET HOME

- Since 2016, Philadelphia owns a 17-3 record at Lincoln Financial Field (including playoffs), marking the best home winning percentage (.850) in the NFL in that span.

WENTZ RETURNS


- Sunday marked Carson Wentz's 2018 debut and first game back since sustaining a season-ending injury in Week 14 of 2017.
- Wentz orchestrated his third-career game-winning drive with a 17-play, 65-yard touchdown march that lasted 11:18 and gave the Eagles a 20-16 advantage with 3:02 remaining. The fourth-quarter comeback marked the Eagles' longest drive in terms of time (11:18) since at least 1999. The next highest was a 10:26 drive on 9/18/05 vs. San Francisco.

TIGHT END PRODUCTION

- Eagles TEs combined for 13 receptions, 156 yards and 1 TD in Sunday's win, with Dallas Goedert and Zach Ertz each tying for the team lead with 73 receiving yards (Joshua Perkins also had 1 reception for 10 yards).
- Sunday marked the first time two Eagles TEs registered 70+ receiving yards in the same game since Ray Poage (5 receptions, 142 yards) and Pete Retzlaff (6 receptions, 118 yards) on 12/5/65 vs. Dallas.

DEFENSE STANDS STRONG

- Philadelphia's defense limited Indianapolis to just 2-of-12 (16.7%) on third down, marking the Eagles' best opponent third-down percentage since 11/23/14 vs. Tennessee (also 2-of-12, 16.7%) (min. 10 third-down attempts).
- The Eagles took a 10-7 lead into halftime and have not allowed more than 10 points in the first half in 13 consecutive games at Lincoln Financial Field (dating back to Week 17 of 2016). In that span, Philadelphia has held opponents to just 73 first-half points at home, amounting to 5.6 points per half.



TEAM STATISTICS

	INDIANAPOLIS	PHILADELPHIA
First Downs	14	26
Net Yards Gained	209	379
Rushes/Yards	13/68	35/152
Net Yards Passing	141	227
Att/Comp/INT	41/25/0	37/25/1
Sacked/Yards Lost	2/23	5/28
Punts/Average	5/44.4	3/42.7
Fumbles/Lost	0/0	4/1
Penalties/Yards	11/77	10/110
Time of Possession	19:48	40:12
3rd-Down Efficiency	2/12	6/14
Turnover Ratio	+2	-2

- The Eagles took a 10-7 lead into halftime against the Colts. The Eagles have not allowed more than 10 points in the first half in 13 consecutive games at Lincoln Financial Field (dating back to Week 17 of 2016). In that span, Philadelphia has held opponents to just 73 first-half points at home, amounting to 5.6 points per half.

SCORING RECAP

Team	Qtr.	Time	Play Description (Extra Point) (Drive Info)	Colts	Eagles
Eagles	1	7:10	D.Goedert 13 yd. pass from C.Wentz (J.Elliott kick) (12-79, 5:11)	0	7
Colts	1	0:24	R.Grant 5 yd. pass from A.Luck (A.Vinatieri kick) (6-55, 1:52)	7	7
Eagles	2	3:05	J.Elliott 33 yd. FG (11-75, 6:40)	7	10
Colts	3	9:41	A.Vinatieri 35 yd. FG (9-48, 3:35)	10	10
Colts	3	8:23	A.Vinatieri 31 yd. FG (4-4, 1:07)	13	10
Eagles	3	2:50	J.Elliott 24 yd. FG (13-75, 5:33)	13	13
Colts	4	14:20	A.Vinatieri 28 yd. FG (4-3, 0:56)	16	13
Eagles	4	3:02	W.Smallwood 4 yd. run (J.Elliott kick) (17-75, 11:18)	16	20

EAGLES INDIVIDUAL STATISTICS

RUSHING: C.Clement 16-56, W.Smallwood 10-56-1TD, J.Adams 6-30, C.Wentz 3-10
RECEIVING: D.Goedert 7-73-1TD, Z.Ertz 5-73, N.Agholor 4-24, W.Smallwood 3-35, C.Clement 3-19, J.Matthews 2-21, J.Perkins 1-10
PASSING: C.Wentz 25-37-255-1TD-1
INTERCEPTIONS: NONE
SACKS: D.Barnett 1.5, F.Cox 0.5
FIELD GOALS: J.Elliott (55WL, 33G, 24G)

COLTS INDIVIDUAL STATISTICS

RUSHING: A.Luck 1-33, J.Wilkins 6-19, N.Hines 5-18, M.Johnson 1--2
RECEIVING: T.Hilton 5-50, E.Ebron 5-33, N.Hines 5-25, R.Grant 3-35-1TD, C.Rogers 2-14, J.Wilkins 2-1, E.Swoope 1-7, Z.Pascal 1-3, R.Kelly 1--4
PASSING: A.Luck 25-40-164-1TD-0, J.Brissett 0-1-0-0TDs-0
INTERCEPTIONS: A.Walker 1-11
SACKS: D.Leonard 2.0, K.Turay 1.5, M.Hunt 1.0, J.Sheard 0.5
FIELD GOALS: A.Vinatieri (35G, 31G, 28G)



POST-GAME NOTES

OFFENSIVE NOTES

- Zach Ertz led the Eagles in receptions (10) and receiving yards (112). Ertz's performance marked his franchise-record 7th career game with 10+ receptions as well as his 7th career game with 100+ receiving yards.
- Alshon Jeffery produced his 14th career 100+ yard game (first as an Eagle) after logging 8 receptions for 105 yards and 1 TD. The last time Jeffery had 100+ yards and 1 TD in a single game was on 12/13/15 vs. Washington with Chicago (107 yards, 1 TD). His 8 receptions were his most in a single game since 11/9/15 at San Diego with Chicago (10 receptions).
- Ertz (112 yards) and Jeffery (105 yards) each recorded 100+ receiving yards in the contest. The last time the Eagles had multiple 100+ yard receivers in the same game was on 12/26/15 vs. Washington (Ertz - 122 yards, Jordan Matthews - 104 yards).
- Carson Wentz completed 33-of-50 (66.0%) attempts for 348 yards, 2 TDs, 0 INTs and a 99.4 passer rating. Wentz's 33 completions are the 2nd-most he has ever recorded in a single game (36 completions on 12/4/16 at Cincinnati). His 348 passing yards (9th career game with 300+ passing yards) tied for the 2nd-most of his career (also 12/3/17 at Seattle), behind a 364-yard performance on 11/6/16 at N.Y. Giants.
- Wentz became the first Eagles QB to register 30+ completions with 2+ TDs and 0 INTs since Nick Foles on 12/9/12 at Tampa Bay (32 completions, 2 TDs, 0 INTs).
- Wentz moved into 10th place on the Eagles' all-time passing yardage list (now 7,681), surpassing Norm Van Brocklin (7,497, 1958-60).
- Jordan Matthews' 56-yard receiving TD in the second quarter was the 2nd-longest reception of his career (78-yard TD on 12/20/15 vs. Arizona). Matthews leads all Eagles players with 20 receiving TDs dating back to the 2014 season.



TEAM STATISTICS

	PHILADELPHIA	TENNESSEE
First Downs	25	22
Net Yards Gained	432	397
Rushes/Yards	22/117	22/70
Net Yards Passing	315	327
Att/Comp/INT	50/33/0	43/30/1
Sacked/Yards Lost	4/33	3/17
Punts/Average	6/51.3	5/50.8
Fumbles/Lost	3/1	1/0
Penalties/Yards	8/77	4/30
Time of Possession	34:25	35:30
3rd-Down Efficiency	5/15	5/16
Turnover Ratio	Even	Even

SCORING RECAP

Team	Qtr.	Time	Play Description (Extra Point) (Drive Info)	Eagles	Titans
Titans	1	11:22	R.Succop 42 yd. FG (8-51, 3:38)	0	3
Eagles	2	4:04	J.Matthews 56 yd. pass from C.Wentz (J.Elliott kick) (8-97, 4:52)	7	3
Eagles	2	0:00	J.Elliott 27 yd. FG (4-8, 0:26)	10	3
Eagles	3	7:36	A.Jeffery 16 yd. pass from C.Wentz (J.Elliott kick) (12-75, 7:24)	17	3
Titans	3	2:51	M.Mariota 2 yd. run (R.Succop kick) (8-75, 4:45)	17	10
Titans	4	9:18	R.Succop 33 yd. FG (9-20, 4:45)	17	13
Titans	4	5:01	T.Sharpe 11 yd. pass from M.Mariota (R.Succop kick) (5-75, 2:54)	17	20
Eagles	4	0:16	J.Elliott 30 yd. FG (6-27, 1:25)	20	20
Eagles	5 (OT)	6:19	J.Elliott 37 yd. FG (9-56, 3:41)	23	20
Titans	5 (OT)	0:05	C.Davis 10 yd. pass from M.Mariota (16-75, 6:14)	23	26

EAGLES INDIVIDUAL STATISTICS

RUSHING: J.Ajayi 15-70, W.Smallwood 5-39, C.Wentz 2-8
RECEIVING: Z.Ertz 10-112, A.Jeffery 8-105-1TD, N.Agholor 5-22, W.Smallwood 3-15, J.Ajayi 3-11, D.Goedert 2-13, J.Matthews 1-56-1TD, K.Aiken 1-14
PASSING: C.Wentz 33-50-348-2TDs-0
INTERCEPTIONS: A.Maddox 1-23
SACKS: D.Barnett 1.0, M.Bennett 1.0, H.Ngata 1.0
FIELD GOALS: J.Elliott (27G, 30G, 37G)

TITANS INDIVIDUAL STATISTICS

RUSHING: M.Mariota 10-46-1TD, D.Henry 8-24, D.Lewis 4-0
RECEIVING: C.Davis 9-161-1TD, D.Lewis 9-66, T.Taylor 7-77, T.Sharpe 2-27-1TD, D.Henry 2-7, D.Jennings 1-6
PASSING: M.Mariota 30-43-344-2TDs-1
INTERCEPTIONS: NONE
SACKS: J.Brown 1.0, M.Butler 1.0, S.Finch 1.0, H.Landry 1.0
FIELD GOALS: R.Succop (42G, 33G)



POST-GAME NOTES

WENTZ THROWS FOR 300+ YARDS

- Carson Wentz recorded season highs in completion percentage (68.6%, 24-of-35), yards per attempt (8.9), passing TDs (2, tied) and passer rating (115.3).
- Wentz became the first Eagles QB to throw for 300+ yards, 2+ TDs and 0 INTs in consecutive games since Randall Cunningham from 9/4/94-9/12/94.
- Wentz has thrown 1+ TD in 18 consecutive games, which is tied with Randall Cunningham (9/13/87-10/10/88) for the longest streak ever by an Eagles QB.
- Wentz recorded his 10th career game with 300+ passing yards, which is tied with Michael Vick (2009-13) and Sonny Jurgensen (1957-63) for the 5th-most such games in franchise history. Wentz also produced his 10th career game with a 100+ passer rating, tying Nick Foles (2012-14, 17-present) for the 6th-most such games in team history.
- Wentz surpassed Tommy Thompson (723, 1941-50) for the 6th-most completions in Eagles history (now 726). Wentz also moved past Nick Foles (7,741, 2012-14, 17-present) for sole possession of 9th place on the club's all-time passing yardage list (now 7,992).

ERTZ LEADS EAGLES IN RECEIVING

- Zach Ertz led the Eagles with 10 receptions for 110 yards (11.0 avg.) and 1 TD. Ertz became the first Eagle to register 10+ receptions and 100+ receiving yards in back-to-back games since Pete Pihos from 12/4/55-12/11/55. Ertz is the first NFL TE to accomplish the feat since Tony Gonzalez with Kansas City from 12/25/04-1/2/05.
- Ertz surpassed DeSean Jackson (356, 2008-13) for the 8th-most receptions in Eagles history (now 362). Ertz needs only 1 reception to tie Mike Quick (363, 1982-90) for the 7th-most catches in franchise history.

MORE FROM THE GAME

- Brandon Graham recorded his first sack of the season and now has 39.5 career sacks, which are tied with Andy Harmon (1991-97) for the 6th-most in Eagles history.



TEAM STATISTICS

	MINNESOTA	PHILADELPHIA
First Downs	19	21
Net Yards Gained	375	364
Rushes/Yards	23/77	17/81
Net Yards Passing	298	283
Att/Comp/INT	37/30/0	35/24/0
Sacked/Yards Lost	1/3	3/28
Punts/Average	2/39.0	4/46.8
Fumbles/Lost	2/1	2/2
Penalties/Yards	4/23	8/52
Time of Possession	32:47	27:13
3rd-Down Efficiency	4/11	2/9
Turnover Ratio	+1	-1

SCORING RECAP

Team	Qtr.	Time	Play Description (Extra Point) (Drive Info)	Vikings	Eagles
Vikings	1	5:02	D.Bailey 37 yd. FG (5-31, 2:02)	3	0
Eagles	2	12:24	J.Elliott 30 yd. FG (5-55, 2:11)	3	3
Vikings	2	4:12	L.Joseph 64 yd. fumble return (D.Bailey kick) (8-56, 2:24)	10	3
Vikings	2	0:21	A.Thielen 3 yd. pass from K.Cousins (D.Bailey kick) (8-56, 2:24)	17	3
Vikings	3	7:32	D.Bailey 22 yd. FG (6-91, 2:01)	20	3
Eagles	3	2:57	J.Elliott 28 yd. FG (8-67, 4:35)	20	6
Eagles	4	12:05	W.Smallwood 12 yd. pass from C.Wentz (W.Smallwood run) (10-66, 4:14)	20	14
Vikings	4	2:47	D.Bailey 52 yd. Field Goal (11-55, 6:24)	23	14
Eagles	4	1:09	Z.Ertz 7 yd. pass from C.Wentz (J.Elliott kick) (7-75, 1:38)	23	21

EAGLES INDIVIDUAL STATISTICS

RUSHING: J.Ajayi 8-29, W.Smallwood 3-27, C.Wentz 5-26, J.Adams 1--1
RECEIVING: Z.Ertz 10-110-1TD, N.Agholor 4-45, W.Smallwood 3-44-1TD, A.Jeffery 2-39, D.Goedert 2-16, S.Gibson 1-48, J.Ajayi 1-5, J.Matthews 1-4
PASSING: C.Wentz 24-35-311-2TDs-0
INTERCEPTIONS: NONE
SACKS: B.Graham 1.0
FIELD GOALS: J.Elliott (30G, 28G)

VIKINGS INDIVIDUAL STATISTICS

RUSHING: L.Murray 11-42, S.Diggs 2-25, R.Thomas 4-8, K.Cousins 5-1, M.Boone 1-1
RECEIVING: S.Diggs 10-91, A.Thielen 7-116-1TD, K.Rudolph 5-41, L.Treadwell 3-21, L.Murray 2-14, C.Ham 1-7, R.Thomas 1-6, D.Morgan 1-5
PASSING: K.Cousins 30-37-301-1TD-0
INTERCEPTIONS: NONE
SACKS: D.Hunter 1.0, L.Joseph 1.0, S.Weatherly 1.0
FIELD GOALS: D.Bailey (28LU, 37G, 45WR, 22G, 52G)



POST-GAME NOTES

WENTZ THROWS FOR SEASON-HIGH 3 TDs

- Carson Wentz recorded 3+ passing TDs (13-yard TD and 1-yard TD to Alshon Jeffery; 10-yard TD to Zach Ertz) for the first time since 12/10/17 at L.A. Rams (4 TDs) and for the 7th time overall in his career. Wentz has now produced 18 career games with multiple passing TDs, throwing for 2+ TDs in each of his last 3 contests. Wentz has thrown 1+ TD in each of his last 19 games played, marking the longest streak in franchise history and 2nd-longest active streak in the NFL, trailing only Andrew Luck (27 consecutive games played, including playoffs).
- Wentz surpassed Norm Van Brocklin (55, 1958-60) and Adrian Burk (55, 1951-56) to tie Michael Vick (57, 2009-13) and Bobby Thomason (57, 1952-57) for the 7th-most passing TDs in Eagles history. Wentz also moved past Roman Gabriel (1,185, 1973-77) for the 7th-most pass attempts in team history as well as Bobby Thomason (8,124, 1952-57) for 8th place on the Eagles' all-time passing yardage list.

JEFFERY RECORDS 5TH CAREER MULTI-TD GAME

- Alshon Jeffery produced his first game with 2+ TDs (5th career multi-TD game) since the 2017 NFC Championship Game on 1/21/18 vs. Minnesota (also 2 TDs). Jeffery helped the Eagles take a 7-0 lead in the first quarter (13-yard TD) as well as a 31-6 advantage in the third quarter (1-yard TD).

ERTZ RISES UP RECORD BOOKS

- Zach Ertz surpassed Mike Quick (363, 1982-90) for the 7th-most receptions in Eagles history with 369 (4th-most ever by an Eagles TE).

DEFENSIVE NOTES

- Fletcher Cox sacked Giants QB Eli Manning for a 6-yard loss with 7:22 remaining in the 4th quarter. He leads the team in sacks (4) and has moved out of a tie with Seth Joyner (37.0, 1986-93) for sole possession of 8th-place on the Eagles' all-time sacks list (38.0).
- Michael Bennett recorded a strip-sack of Giants QB Eli Manning and is now tied with James Harrison for the 2nd-most sacks (56.0) by an undrafted NFL player since 2009, trailing only Cameron Wake (93.0) in that category.



TEAM STATISTICS

	PHILADELPHIA	N.Y. GIANTS
First Downs	23	17
Net Yards Gained	379	401
Rushes/Yards	31/108	17/147
Net Yards Passing	271	254
Att/Comp/INT	36/26/0	43/24/1
Sacked/Yards Lost	1/7	4/27
Punts/Average	5/48.0	5/50.6
Fumbles/Lost	3/0	2/0
Penalties/Yards	4/25	5/61
Time of Possession	32:30	27:30
3rd-Down Efficiency	9/16	4/14
Turnover Ratio	+1	-1

SCORING RECAP

Team	Qtr.	Time	Play Description (Extra Point) (Drive Info)	Eagles	Giants
Eagles	1	13:15	A.Jeffery 13 yd. pass from C.Wentz (J.Elliott kick) (3-16, 1:00)	7	0
Giants	1	10:06	A.Rosas 33 yd. FG (7-60, 3:09)	7	3
Eagles	1	1:28	C.Clement 1 yd. run (J.Elliott kick) (6-44, 3:21)	14	3
Giants	2	5:44	A.Rosas 21 yd. FG (9-65, 2:30)	14	6
Eagles	2	4:22	Z.Ertz 10 yd. pass from C.Wentz (J.Elliott kick) (4-75, 1:22)	21	6
Eagles	2	1:29	J.Elliott 33 yd. FG (6-35, 1:33)	24	6
Eagles	3	8:42	A.Jeffery 1 yd. pass from C.Wentz (J.Elliott kick) (12-75, 6:18)	31	6
Giants	3	6:10	S.Barkley 50 yd. run (A.Rosas kick) (5-75, 2:32)	31	13
Eagles	4	14:52	J.Elliott 30 yd. FG (13-64, 6:18)	34	13

EAGLES INDIVIDUAL STATISTICS

RUSHING: W.Smallwood 18-51, C.Clement 11-43-1TD, C.Wentz 2-14
RECEIVING: A.Jeffery 8-74-2TDs, Z.Ertz 7-43-1TD, N.Agholor 3-91, C.Clement 3-26, J.Matthews 2-26, D.Carter 1-11, D.Goedert 1-7, W.Smallwood 1-0
PASSING: C.Wentz 26-36-278-3TDs-0
INTERCEPTIONS: K.Grugier-Hill 1-24
SACKS: M.Bennett 1.0, N.Bradham 1.0, F.Cox 1.0, D.Vaeao 1.0
FIELD GOALS: J.Elliott (33G, 54WR, 30G)

GIANTS INDIVIDUAL STATISTICS

RUSHING: S.Barkley 13-130-1TD, W.Gallman 4-17
RECEIVING: S.Barkley 9-99, O.Beckham 6-44, C.Latimer 3-52, S.Shepard 3-37, W.Gallman 2-25, S.Simonson 1-24
PASSING: E.Manning 24-43-281-0TDs-1
INTERCEPTIONS: NONE
SACKS: O.Vernon 1.0
FIELD GOALS: A.Rosas (33G, 21G, 52SH)



POST-GAME NOTES

WENTZ THROWS FOR 300+ YARDS, 2 TDs & 0 INTs

- Carson Wentz completed a career-high 81.1% (30-of-37) of his pass attempts for 310 yards, 2 TDs, 0 INTs and a 119.6 passer rating.
- Wentz completed 15 consecutive passes between the second and third quarters, tying for the 3rd-longest streak in Eagles history. Wentz has also thrown a career-best 173 consecutive passes without an INT, marking the longest streak by an Eagles QB since Nick Foles from 12/23/12-12/8/13 (237 attempts).
- Wentz has registered 2+ passing TDs with 0 INTs in 4 straight games, tying Donovan McNabb (9/17/06-10/8/06) for the longest streak in franchise history.
- Wentz joined Randall Cunningham (9/6/92-9/20/92) as the only QBs in Eagles history to record a 115.0+ passer rating in 3 straight games (min. 20 attempts per game).

ERTZ MOVES TO 5TH ON ALL-TIME RECEPTIONS LIST

- Zach Ertz led the Eagles with 9 receptions for 138 yards (15.3 avg.) and surpassed Keith Byars (371, 1986-92) and Pro Football Hall of Famer Pete Pihos (373, 1947-55) to move into sole possession of 5th place on the Eagles' all-time receptions list (now 378). Ertz trails only Harold Carmichael (589, 1971-83), Pete Retzlaff (452, 1956-66), Brian Westbrook (426, 2002-09) and Brent Celek (398, 2007-17) in that category.
- Ertz has recorded 5+ receptions in 9 consecutive games (including playoffs), tying Brian Westbrook (11/21/04-9/12/05) and Irving Fryar (10/13/96-12/5/96) for the longest streak in team history. The last NFL TE to do so was Jason Witten from 10/1/12-12/2/12 (also 9).

MORE FROM THE GAME

- Alshon Jeffery finished the game with 7 receptions for 88 yards (12.6 avg.) and 1 TD. Jeffery has caught 14 TDs in his last 16 games with the Eagles (including playoffs), as well as 7 TDs in his last 6 games dating back to the 2017 NFC Championship Game vs. Minnesota.
- Michael Bennett brought down Panthers QB Cam Newton for an 8-yard loss at the CAR 33 on 2nd-and-10 at the end of the first quarter, marking his 3rd sack in the last 4 games.



TEAM STATISTICS

	CAROLINA	PHILADELPHIA
First Downs	19	21
Net Yards Gained	371	342
Rushes/Yards	17/121	24/58
Net Yards Passing	250	284
Att/Comp/INT	39/25/0	37/30/0
Sacked/Yards Lost	2/19	4/26
Punts/Average	5/41.8	3/45.0
Fumbles/Lost	0/0	3/1
Penalties/Yards	5/78	4/35
Time of Possession	24:43	35:17
3rd-Down Efficiency	5/11	3/12
Turnover Ratio	+1	-1

SCORING RECAP

Team	Qtr.	Time	Play Description (Extra Point) (Drive Info)	Panthers	Eagles
Eagles	2	11:39	A.Jeffery 11 yd. pass from C.Wentz (J.Elliott kick) (7-74, 3:44)	0	7
Eagles	2	6:36	J.Elliott 46 yd. FG (6-60, 3:21)	0	10
Eagles	3	0:39	D.Goedert 1 yd. pass from C.Wentz (J.Elliott kick) (17-94, 9:22)	0	17
Panthers	4	10:41	C.Samuel 14 yd. run (kick failed, wr) (11-80, 4:58)	7	17
Panthers	4	4:08	D.Funchess 18 yd. pass from C.Newton (C.Newton-J.Wright pass) (7-87, 2:44)	14	17
Panthers	4	1:22	G.Olsen 1 yd. pass from C.Newton (G.Gano kick) (10-69, 0:55)	21	17

EAGLES INDIVIDUAL STATISTICS

RUSHING: W.Smallwood 9-32, J.Adams 4-17, C.Clement 8-6, C.Wentz 3-3
RECEIVING: Z.Ertz 9-138, A.Jeffery 7-88-1TD, N.Agholor 6-20, D.Goedert 4-43-1TD, C.Clement 2-16, W.Smallwood 2-5
PASSING: C.Wentz 30-37-310-2TDs-0
INTERCEPTIONS: NONE
SACKS: M.Bennett 1.0, B.Graham 0.5, B.Hector 0.5
FIELD GOALS: J.Elliott (36WR, 46G)

PANTHERS INDIVIDUAL STATISTICS

RUSHING: C.Newton 7-49, J.Wright 1-34, C.McCaffrey 7-29, C.Samuel 2-9-1TD
RECEIVING: D.Funchess 6-62-1TD, C.McCaffrey 6-51, T.Smith 4-61, D.Moore 3-29, J.Wright 2-37, G.Olsen 2-5-1TD, C.Samuel 1-16, D.Byrd 1-8
PASSING: C.Newton 25-39-269-2TDs-0
INTERCEPTIONS: NONE
SACKS: M.Addison 1.0, L.Kuechly 1.0, J.Peppers 1.0, Team 1.0
FIELD GOALS: NONE

PHILADELPHIA 24, JACKSONVILLE 18

SUNDAY, OCTOBER 28, 2018 - WEMBLEY STADIUM (LONDON, ENGLAND)



POST-GAME NOTES

WENTZ THROWS FOR 3 TDs & 100+ RATING


- Carson Wentz completed 21-of-30 (70.0%) attempts for 286 yards (season-high 9.53 yards per attempt), 3 TDs (tied season high), 1 INT and a 119.6 passer rating. Wentz has thrown 1+ TD with no more than 1 INT in 21 consecutive games, which is tied with Matt Ryan (12/20/15-9/17/17) for the longest streak in NFL history. Wentz has also thrown for multiple TDs in each of his last 5 games, marking the 2nd-longest streak of his career (franchise-record-tying 7 games from 10/8/17-11/26/17).
- Wentz has registered 275+ passing yards and 2+ TDs in 5 straight games, which is tied with Donovan McNabb (9/10/06-10/8/06) for the longest streak in Eagles history.
- Wentz is the first QB in Eagles history to record a 115.0+ passer rating in 4 consecutive games (min. 20 attempts per game).
- Wentz is the first Eagles QB to complete 70.0% of his passes in 3 straight games since Randall Cunningham from 9/6/92-9/20/92 (min. 20 attempts per game).

ADDITIONAL OFFENSIVE NOTES

- Dallas Goedert caught a 32-yard TD, marking his 3rd TD of the season, which is the highest total by an Eagles rookie TE since Zach Ertz in 2013 (4).
- Wendell Smallwood's 36 yard TD reception marked the longest TD from scrimmage in his career.
- Zach Ertz registered a fourth quarter TD catch and has scored three TDs in the last four games.

DEFENSIVE NOTES

- Chris Long registered two sacks of Blake Bortles, marking his first multi-sack game as an Eagle.
- Jordan Hicks finished the game with a career-high-tying 1.5 sacks (also 9/6/18 vs. Atlanta).
- Avonte Maddox forced a fumble of Jaguars WR Keelan Cole before halftime that was recovered by Malcolm Jenkins. Maddox became the first Eagles rookie DB to force a fumble since Brandon Boykin on 12/23/12 vs. Washington. Jenkins, who has 8 career FRs, has now recovered a fumble in each of his last five seasons with the Eagles.



TEAM STATISTICS

	PHILADELPHIA	JACKSONVILLE
First Downs	22	16
Net Yards Gained	395	335
Rushes/Yards	28/133	17/70
Net Yards Passing	262	265
Att/Comp/INT	30/21/1	41/24/0
Sacked/Yards Lost	4/24	4/21
Punts/Average	3/51.7	2/48.0
Fumbles/Lost	1/1	2/1
Penalties/Yards	4/36	5/45
Time of Possession	32:38	27:22
3rd-Down Efficiency	7/12	6/14
Turnover Ratio	-1	+1

SCORING RECAP

Team	Qtr.	Time	Play Description (Extra Point) (Drive Info)	Eagles	Jaguars
Jaguars	1	6:50	J.Lambo 50 yd. FG (9-39, 5:05)	0	3
Eagles	2	7:43	J.Elliott 31 yd. FG (13-64, 7:05)	3	3
Jaguars	2	2:42	J.Lambo 57 yd. FG (8-36, 5:00)	3	6
Eagles	2	0:29	D.Goedert 32 yd. pass from C.Wentz (J.Elliott kick) (4-44, 1:00)	10	6
Eagles	3	8:39	W.Smallwood 36 yd. pass from C.Wentz (J.Elliott kick) (9-95, 5:00)	17	6
Jaguars	3	4:33	D.Westbrook 11 yd. pass from B.Bortles (pass failed) (9-75, 4:06)	17	12
Jaguars	4	13:10	J.Lambo 33 yd. FG (11-37, 4:57)	17	15
Eagles	4	9:55	Z.Ertz 5 yd. pass from C.Wentz (J.Elliott kick) (6-75, 3:15)	24	15
Jaguars	4	6:57	J.Lambo 24 yd. FG (10-69, 2:58)	24	18

EAGLES INDIVIDUAL STATISTICS

RUSHING: J.Adams 9-61, C.Wentz 6-28, W.Smallwood 8-24, N.Agholor 1-14, C.Clement 4-6
RECEIVING: J.Matthews 4-93, A.Jeffery 4-35, Z.Ertz 4-26-1TD, N.Agholor 3-49, W.Smallwood 2-42-1TD, D.Goedert 1-32-1TD, J.Adams 1-6, C.Wentz 1-4, C.Clement 1--1
PASSING: C.Wentz 21-30-286-3TDs-1
INTERCEPTIONS: NONE
SACKS: C.Long 2.0, J.Hicks 1.5, M.Bennett 0.5
FIELD GOALS: J.Elliott (31G)

JAGUARS INDIVIDUAL STATISTICS

RUSHING: B.Bortles 8-43, C.Hyde 6-11, D.Westbrook 1-9, T.Yeldon 2-7
RECEIVING: T.Yeldon 7-83, D.Moncrief 4-54, D.Chark 4-41, D.Grinnage 3-37, D.Westbrook 2-31-1TD, K.Cole 2-18, B.Bell 1-13, R.Greene 1-9
PASSING: B.Bortles 24-41-286-1TD-0
INTERCEPTIONS: J.Ramsey 1-0
SACKS: C.Campbell 1.0, M.Dareus 1.0, M.Jack 1.0, Y.Ngakoue 1.0
FIELD GOALS: J.Lambo (50G, 57G, 33G, 24G)



POST-GAME NOTES

OFFENSIVE NOTES

- Carson Wentz completed 32-of-44 (72.7%) attempts for a season-high 360 yards, 2 TDs, 1 INT and a 102.5 passer rating. Wentz also threw for a career-high 20 first downs.
- Wentz has recorded a 100+ passer rating in a franchise-record 5 consecutive games and completed at least 70.0% of his passes in a team-record 4 straight games.
- Zach Ertz finished the game with season highs in receptions (14), receiving yards (145) and receiving TDs (2). Ertz produced his 10th career 100+ yard game (fourth of the season), ninth career game with 10+ receptions (most since a career-high 15 receptions on 12/20/14 at Washington) and fourth career multi-TD game (first since 10/12/17 at Carolina).

DEFENSIVE NOTES

- Michael Bennett registered his 9th career multi-sack game with a 2.0-sack performance vs. Dallas (his most in a single game since posting a career-high 3.5 sacks on 10/22/15 at San Francisco).
- Bennett leads the Eagles with 5.5 sacks, all of which have been recorded in the last 6 games (including 4.5 sacks in the last 4 games).

SPECIAL TEAMS NOTES

- Jake Elliott connected on 2-of-2 FG attempts, including a 56-yard FG that cut the Eagles' deficit to 6-3 in the second quarter. The 56-yarder was the 2nd-longest of Elliott's career as well as the 4th-longest in franchise history, trailing his franchise-record 61-yard FG vs. N.Y. Giants in 2017, Tony Franklin's 59-yard FG at Dallas in 1979 and David Akers' 57-yard FG vs. New England in 2003.



TEAM STATISTICS

	DALLAS	PHILADELPHIA
First Downs	23	23
Net Yards Gained	410	421
Rushes/Yards	28/171	16/71
Net Yards Passing	239	350
Att/Comp/INT	36/26/0	44/32/1
Sacked/Yards Lost	4/31	2/10
Punts/Average	4/40.8	2/44.0
Fumbles/Lost	2/0	0/0
Penalties/Yards	5/37	0/0
Time of Possession	33:22	26:38
3rd-Down Efficiency	8/16	4/10
Turnover Ratio	+1	-1

SCORING RECAP

Team	Qtr.	Time	Play Description (Extra Point) (Drive Info)	Cowboys	Eagles
Cowboys	1	6:59	B.Maher 25 yd. FG (9-31, 3:46)	3	0
Cowboys	2	3:41	B.Maher 31 yd. FG (14-64, 8:09)	6	0
Eagles	2	1:33	J.Elliott 56 yd. FG (8-35, 2:08)	6	3
Cowboys	2	0:19	D.Prescott 1 yd. run (B.Maher kick) (8-75, 1:14)	13	3
Eagles	3	9:36	J.Elliott 26 yd. FG (8-47, 3:21)	13	6
Eagles	3	2:08	Z.Ertz 15 yd. pass from C.Wentz (J.Elliott kick) (10-68, 5:31)	13	13
Cowboys	4	11:42	E.Elliott 7 yd. pass from D.Prescott (B.Maher kick) (9-75, 5:26)	20	13
Eagles	4	7:27	Z.Ertz 1 yd. pass from C.Wentz (J.Elliott kick) (7-74, 4:15)	20	20
Cowboys	4	3:19	E.Elliott 1 yd. run (B.Maher kick) (8-75, 4:08)	27	20

EAGLES INDIVIDUAL STATISTICS

RUSHING: J.Adams 7-47, C.Clement 5-13, C.Wentz 2-7, W.Smallwood 2-4
RECEIVING: Z.Ertz 14-145-2TDs, N.Agholor 5-83, A.Jeffery 4-48, J.Matthews 3-40, W.Smallwood 3-30, G.Tate 2-19, C.Clement 1--5
PASSING: C.Wentz 32-44-360-2TDs-1
INTERCEPTIONS: NONE
SACKS: M.Bennett 2.0, B.Graham 1.5, C.Long 0.5
FIELD GOALS: J.Elliott (56G, 26G)

COWBOYS INDIVIDUAL STATISTICS

RUSHING: E.Elliott 19-151-1TD, D.Prescott 6-9-1TD, R.Smith 2-8, J.Heath 1-3
RECEIVING: A.Cooper 6-75, E.Elliott 6-36-1TD, C.Beasley 4-37, G.Swaim 3-13, A.Hurns 2-40, M.Gallup 2-34, D.Schultz 2-21, R.Smith 1-14
PASSING: D.Prescott 26-36-270-1TD-0
INTERCEPTIONS: L.Vander Esch 1-28
SACKS: T.Crawford 1.0, R.Gregory 1.0
FIELD GOALS: B.Maher (25G, 31G, 42WR)



POST-GAME NOTES

- Rookie RB Josh Adams scored the first touchdown of his NFL career on a 28-yard run in the second quarter. The score marked the longest rushing TD by an Eagles rookie since Bryce Brown on 11/26/12 vs. Carolina (65 yards) and the longest by an Eagles undrafted rookie since Ted Wegert on 10/30/55 vs. Pittsburgh (29 yards)
- TE Zach Ertz recorded two receptions, tying him with former Eagles TE Brent Celek for the fourth-most receptions in franchise history. Ertz needs 29 catches to surpass Brian Westbrook for third place all-time. Ertz currently trails only Harold Carmichael (589, 1971-83), Pete Retzlaff (452, 1956-66) and Westbrook (426, 2002-09)
- Ertz is one reception shy from tying his single-season career high of 78 catches set in 2016. He is also four receptions shy of tying Keith Jackson (81, 1988) for the most receptions by a TE in Eagles single-season history
- With two more receptions, Ertz will become just the fourth TE in NFL history with 400+ receptions in their first six NFL seasons, joining Jimmy Graham (434, 2010-15), Jason Witten (429, 2003-08) and Antonio Gates (400, 2003-08). His 398 career receptions are the most ever by an Eagle in their first six NFL seasons
- RB Corey Clement logged a career-long 48 kickoff return and totaled a career high 114 yards on four kickoff returns (avg. 28.5 yards per return)



TEAM STATISTICS

	PHILADELPHIA	NEW ORLEANS
First Downs	13	28
Net Yards Gained	196	546
Rushes/Yards	12/58	37/173
Net Yards Passing	138	373
Att/Comp/INT	33/19/3	32/23/0
Sacked/Yards Lost	3/13	0/0
Punts/Average	4/39.8	2/49.5
Fumbles/Lost	0/0	0/0
Penalties/Yards	6/49	8/69
Time of Possession	22:26	37:34
3rd-Down Efficiency	3/10	6/11
Turnover Ratio	-3	+3

SCORING RECAP

Team	Qtr.	Time	Play Description (Extra Point) (Drive Info)	Eagles	Saints
Saints	1	9:10	W.Lutz 38 yd. Field Goal (8-57, 4:14)	0	3
Saints	1	3:12	A.Carr 3 yd. pass from D.Brees (W.Lutz kick) (11-86, 4:52)	0	10
Saints	2	12:07	M.Ingram 14 yd. run (W.Lutz kick) (10-84, 5:32)	0	17
Eagles	2	8:42	J.Adams 28 yd. run (J.Elliott kick) (6-75, 3:25)	7	17
Saints	2	0:39	T.Smith 15 yd. pass from D.Brees (W.Lutz kick) (7-84, 2:40)	7	24
Saints	3	11:20	M.Thomas 23 yd. pass from D.Brees (W.Lutz kick) (6-70, 3:40)	7	31
Saints	3	5:34	M.Ingram 1 yd. run (W.Lutz kick) (7-41, 4:22)	7	38
Saints	4	13:15	A.Kamara 37 yd. pass from D.Brees (W.Lutz kick) (7-87, 3:18)	7	45
Saints	4	6:46	W.Lutz 19 yd. Field Goal (8-33, 5:02)	7	48

EAGLES INDIVIDUAL STATISTICS

RUSHING: J.Adams 7-53-1TD, C.Clement 2-11, C.Wentz 1-6, W.Smallwood 1--4, G.Tate 1--8
RECEIVING: G.Tate 5-48, A.Jeffery 4-33, J.Matthews 3-37, J.Adams 3-19, Z.Ertz 2-15, C.Clement 2-4
PASSING: C.Wentz 19-33-156-0TDs-3
INTERCEPTIONS: NONE
SACKS: NONE
FIELD GOALS: NONE

SAINTS INDIVIDUAL STATISTICS

RUSHING: M.Ingram 16-103-2TDs, A.Kamara 13-71, T.Hill 3-4, Z.Line 1--1, T.Bridgewater 1--1, D.Washington 3--3
RECEIVING: T.Smith 10-157-1TD, M.Thomas 4-92-1TD, K.Kirkwood 3-33, J.Hill 2-26, D.Arnold 2-25, A.Kamara 1-37-1TD, A.Carr 1-3-1TD
PASSING: D.Brees 22-30-363-4TDs-0, T.Hill 1-2-10-0TDs-0
INTERCEPTIONS: C.Banjo 2-0, M.Lattimore 1-0
SACKS: A.Okafor 1.0, S.Rankins 1.0, C.Robertson 1.0
FIELD GOALS: W.Lutz (38G, 19G)

PHILADELPHIA 25, N.Y. GIANTS 22

SUNDAY, NOVEMBER 25, 2018 - LINCOLN FINANCIAL FIELD



POST-GAME NOTES

EAGLES DEFEAT GIANTS, OVERCOME 16-POINT DEFICIT

- Philadelphia overcame a 16-point deficit (trailed 19-3 in the second quarter) to capture a season sweep of New York. The last time the Eagles overcame a deficit of 16+ points to win a game was on 9/7/14 vs. Jacksonville (17 points).
- Philadelphia has won 5 consecutive games vs. New York, as well as 9 of the last 10 (.900) and 17 of the last 21 (.810) dating back to the 2008 season. Additionally, the Eagles evened the all-time series against the Giants at 86-86-2.

ELLIOTT CONNECTS ON 5TH-CAREER GAME-WINNING FIELD GOAL

- Jake Elliott nailed the game-winning FG from 43 yards out to give the Eagles a 25-22 advantage with 22 seconds remaining. The 43-yard FG marked the 5th game-winning FG of Elliott's career and first since a 37-yard FG gave the Eagles a 12-10 lead in the third quarter of the 15-10 victory vs. Atlanta during the 2017 playoffs. It was Elliott's 2nd career game-winning FG against the Giants, with the first instance featuring his franchise-record 61-yard FG on 9/24/17 in a 27-24 victory.

WENTZ LEADS 4TH-CAREER FOURTH-QUARTER COMEBACK

- Carson Wentz completed 20-of-28 (71.4%) attempts for 236 yards, 1 TD, 0 INT and a 108.6 passer rating while engineering his 4th career fourth-quarter comeback.

ERTZ REACHES CAREER AND ALL-TIME EAGLES MILESTONES

- Zach Ertz became just the fourth TE in NFL history to record 400+ receptions in their first six NFL seasons (now 405), joining Jimmy Graham (434, 2010-15), Jason Witten (429, 2003-08) and Antonio Gates (400, 2003-08).
- With 7 catches against the Giants, Ertz now has a career-high 84 receptions (previously 78 in 2016), breaking Keith Jackson's record (81 in 1988) for the most catches by a TE in Eagles single-season history. He is now only 6 receptions shy of the club's all-time record set by Brian Westbrook in 2007 (90).

DEFENSE STANDS STRONG IN SECOND HALF

- Philadelphia's defense on New York's final 5 possessions: INT (Malcolm Jenkins at the end of the second quarter), punt, punt, punt, FG, end of game. The Eagles held the Giants to just 56 yards (only 16 rushing yards) and 3 first downs in the 2nd half.



TEAM STATISTICS

	N.Y. GIANTS	PHILADELPHIA
First Downs	18	19
Net Yards Gained	402	341
Rushes/Yards	18/126	29/127
Net Yards Passing	276	214
Att/Comp/INT	37/26/1	28/20/0
Sacked/Yards Lost	2/21	3/22
Punts/Average	3/44.3	4/50.3
Fumbles/Lost	1/0	0/0
Penalties/Yards	11/91	7/46
Time of Possession	27:22	32:38
3rd-Down Efficiency	5/12	3/11
Turnover Ratio	-1	+1

SCORING RECAP

Team	Qtr.	Time	Play Description (Extra Point) (Drive Info)	Giants	Eagles
Giants	1	10:38	S.Barkley 13 yd. pass from E.Manning (pass failed) (9-75, 4:22)	6	0
Giants	1	3:13	A.Rosas 25 yd. FG (10-87, 5:04)	9	0
Giants	2	9:34	A.Rosas 51 yd. FG (10-54, 5:26)	12	0
Eagles	2	5:19	J.Elliott 42 yd. FG (7-46, 4:15)	12	3
Giants	2	4:06	S.Barkley 51 yd. run (A.Rosas kick) (3-75, 1:13)	19	3
Eagles	2	1:04	Z.Ertz 15 yd. pass from C.Wentz (C.Clement run) (6-75, 3:02)	19	11
Eagles	3	6:49	J.Elliott 28 yd. FG (8-37, 3:18)	19	14
Eagles	4	10:11	J.Adams 1 yd. run (J.Adams run) (7-61, 3:54)	19	22
Giants	4	5:49	A.Rosas 29 yd. FG (8-56, 4:22)	22	22
Eagles	4	0:22	J.Elliott 43 yd. FG (10-50, 5:27)	22	25

EAGLES INDIVIDUAL STATISTICS

RUSHING: J.Adams 22-84-1TD, C.Clement 5-45, C.Wentz 2--2

RECEIVING: Z.Ertz 7-91-1TD, G.Tate 4-30, A.Jeffery 3-39, D.Goedert 3-33, C.Clement 2-31, N.Agholor 1-12

PASSING: C.Wentz 20-28-236-1TD-0

INTERCEPTIONS: M.Jenkins 1-25

SACKS: M.Bennett 1.0, C.Long 1.0

FIELD GOALS: J.Elliott (42G, 28G, 43G)

GIANTS INDIVIDUAL STATISTICS

RUSHING: S.Barkley 13-101-1TD, W.Gallman 5-25

RECEIVING: S.Barkley 7-41-1TD, O.Beckham 5-85, R.Ellison 4-77, S.Shepard 4-37, B.Fowler 2-23, W.Gallman 2--2, R.Shepard 1-29, E.Penny 1-7

PASSING: E.Manning 26-37-297-1TD-1

INTERCEPTIONS: NONE

SACKS: T.Davis 1.0, M.Edwards 1.0, A.Ogletree 1.0

FIELD GOALS: A.Rosas (25G, 51G, 29G)



POST-GAME NOTES

ERTZ SETS EAGLES SINGLE-SEASON RECORD FOR RECEPTIONS

- Zach Ertz established a new single-season franchise record for receptions (currently 93), surpassing the previous mark of 90 set by Brian Westbrook in 2007.
- Ertz's 93 receptions are tied for the 13th-most by a TE in NFL history. He is only 7 receptions shy of becoming just the fourth TE in NFL history to reach 100 in a season, joining Jason Witten in 2012 (110), Tony Gonzalez in 2004 (102) and Dallas Clark in 2009 (100).
- Ertz now has 978 receiving yards, which are the 2nd-most by a TE in single-season team history, trailing only Pete Retzlaff in 1965 (1,190).

WENTZ THROWS FOR 300+ YARDS AND 2 TOUCHDOWNS

- Carson Wentz registered his 13th career game with 300+ passing yards, which are the 2nd-most such performances in Eagles history, behind Donovan McNabb (27, 1999-2009).
- Wentz surpassed Sonny Jurgensen (9,639, 1957-63) for the 7th-most passing yards in franchise history (currently 9,924). He is only 60 passing yards shy of tying Michael Vick (9,984, 2009-13) for 6th on the Eagles' all-time list (76 passing yards shy of 10,000).

SINGLE-GAME TEAM SUPERLATIVES

- Philadelphia's 436 total net yards marked the 4th-highest regular-season total under head coach Doug Pederson, trailing only outputs of 455 (12/10/17 at L.A. Rams), 454 (10/1/17 at L.A. Chargers) and 443 (11/6/16 at N.Y. Giants).
- Philadelphia's 28 first downs were the 2nd-most ever in the Doug Pederson Era, trailing only 12/10/17 at L.A. Rams (29).

EAGLES ON MONDAY NIGHT FOOTBALL

- Philadelphia improved to 4-1 on Monday Night Football under head coach Doug Pederson, which marks the 3rd-highest Monday Night Football winning percentage (.800) in the NFL since 2016, trailing only Atlanta (4-0) and Pittsburgh (4-0).
- The Eagles are 7-3 (.700) all-time against the Redskins on Monday Night Football, winning each of their last 5 such games dating back to 2009, including 2 in a row at Lincoln Financial Field (also W, 34-24 on 10/23/17).



TEAM STATISTICS

	WASHINGTON	PHILADELPHIA
First Downs	10	28
Net Yards Gained	235	436
Rushes/Yards	14/104	33/130
Net Yards Passing	131	306
Att/Comp/INT	25/17/1	39/27/1
Sacked/Yards Lost	3/19	0/0
Punts/Average	6/48.3	2/46.5
Fumbles/Lost	2/0	3/0
Penalties/Yards	10/69	5/38
Time of Possession	20:41	39:19
3rd-Down Efficiency	2/10	7/13
Turnover Ratio	EVEN	EVEN

SCORING RECAP

Team	Qtr.	Time	Play Description (Extra Point) (Drive Info)	Redskins	Eagles
Eagles	1	7:31	G.Tate 6 yd. pass from C.Wentz (J.Elliott kick) (12-75, 7:29)	0	7
Redskins	2	13:46	D.Hopkins 44 yd. Field Goal (8-45, 4:58)	3	7
Redskins	2	9:23	A.Peterson 90 yd. run (D.Hopkins kick) (1-90, 0:13)	10	7
Eagles	2	1:46	D.Sproles 14 yd. run (J.Elliott kick) (3-40, 0:35)	10	14
Redskins	2	0:15	D.Hopkins 47 yd. Field Goal (9-46, 1:31)	13	14
Eagles	4	14:10	J.Matthews 4 yd. pass from C.Wentz (C.Wentz to G.Tate) (11-85, 5:41)	13	22
Eagles	4	11:41	J.Elliott 46 yd. Field Goal (4-7, 0:56)	13	25
Eagles	4	4:48	J.Elliott 44 yd. Field Goal (10-47, 5:14)	13	28

EAGLES INDIVIDUAL STATISTICS

RUSHING: J.Adams 20-85, C.Clement 5-27, D.Sproles 4-22-1TD, C.Wentz 4--4

RECEIVING: Z.Ertz 9-83, G.Tate 7-85-1TD, N.Agholor 4-56, C.Clement 3-47, A.Jeffery 3-31, J.Matthews 1-4-1TD

PASSING: C.Wentz 27-39-306-2TDs-1

INTERCEPTIONS: N.Gerry 1-8

SACKS: F.Cox 1.0, B.Graham 1.0, M.Jenkins 1.0

FIELD GOALS: J.Elliott (46G, 44G)

REDSKINS INDIVIDUAL STATISTICS

RUSHING: A.Peterson 9-98-1TD, M.Sanchez 1-8, C.Thompson 3-3, J.Crowder 1--5

RECEIVING: J.Crowder 4-36, J.Reed 4-21, J.Doctson 3-51, C.Thompson 3-18, V.Davis 2-15, M.Floyd 1-9

PASSING: M.Sanchez 13-21-100-0TDs-1, C.McCoy 4-4-50-0TDs-0

INTERCEPTIONS: J.Norman 1-40

SACKS: NONE

FIELD GOALS: D.Hopkins (44G, 47G)

PHILADELPHIA 23, DALLAS 29 (OT)

SUNDAY, DECEMBER 9, 2018 - AT&T STADIUM



POST-GAME NOTES

OFFENSIVE NOTES


- Dallas Goedert registered his 4th TD of the season when he caught a 3-yard pass from Carson Wentz that knotted the score, 16-16, in the fourth quarter. Goedert is tied for the 3rd-most receiving TDs ever by an Eagles rookie TE, trailing only Keith Jackson in 1988 (6) and Charle Young in 1973 (6).

DEFENSIVE NOTES

- Michael Bennett (8.0 sacks) and Fletcher Cox (6.5 sacks) each finished with 1.5 sacks. Bennett, who has 8.0+ sacks in each of the last two seasons (as well as in three of the last four and five of the last seven), strip-sacked Prescott on 3rd-and-8 in the fourth quarter (recovered by Brandon Graham).

EAGLES RECORD BOOK

- Carson Wentz (10,152) surpassed Michael Vick (9,984, 2009-13) for the 6th-most passing yards in Eagles history, trailing only Donovan McNabb (32,873, 1999-2009), Ron Jaworski (26,963, 1977-86), Randall Cunningham (22,877, 1985-95), Norm Snead (15,672, 1964-70) and Tommy Thompson (10,240, 1941-50).
- Zach Ertz now has 98 receptions this season, which are the 6th-most by a TE in NFL single-season history, behind Jason Witten in 2012 (110), Tony Gonzalez in 2004 (102), Dallas Clark in 2009 (100), Jimmy Graham in 2011 (99) and Gonzalez in 2007 (99). Ertz (1,016) also eclipsed 1,000 receiving yards for the first time in his career. He is the first Eagle to do so since Jeremy Maclin in 2014 (1,318), as well as the first Eagles TE since Pete Retzlaff in 1965 (1,190).
- Fletcher Cox (40.5 career sacks) surpassed Andy Harmon (39.5, 1991-97) for the most sacks by an interior DL in Eagles history (7th overall in team history).
- Brandon Graham appeared in his 124th career game with the Eagles, tying Clyde Simmons (1986-93) for the 5th-most games played by a defensive lineman in team history, behind Trent Cole (155, 2005-14), Ken Clarke (148, 1978-87), Vic Sears (131, 1941-53) and Hollis Thomas (126, 1996-2005).



TEAM STATISTICS

	PHILADELPHIA	DALLAS
First Downs	16	32
Net Yards Gained	256	576
Rushes/Yards	14/34	36/142
Net Yards Passing	222	434
Att/Comp/INT	32/22/0	54/42/2
Sacked/Yards Lost	2/6	3/21
Punts/Average	6/46.0	2/51.0
Fumbles/Lost	1/1	2/1
Penalties/Yards	5/49	11/111
Time of Possession	22:32	45:33
3rd-Down Efficiency	1/9	10/19
Turnover Ratio	+2	-2

SCORING RECAP

Team	Qtr.	Time	Play Description (Extra Point) (Drive Info)	Eagles	Cowboys
Cowboys	1	2:25	B.Maher 28 yd. FG (13-80, 6:58)	0	3
Cowboys	2	0:00	B.Maher 62 yd. FG (7-18, 0:52)	0	6
Cowboys	3	8:59	B.Maher 21 yd. FG (9-51, 4:26)	0	9
Eagles	3	6:04	A.Jeffery 2 yd. pass from C.Wentz (kick failed, wr) (1-2, 0:04)	6	9
Eagles	4	12:11	J.Elliott 26 yd. FG (10-47, 4:53)	9	9
Cowboys	4	7:46	A.Cooper 28 yd. pass from D.Prescott (B.Maher kick) (9-75, 4:25)	9	16
Eagles	4	3:12	D.Goedert 3 yd. pass from C.Wentz (J.Elliott kick) (4-47, 2:13)	16	16
Cowboys	4	3:01	A.Cooper 75 yd. pass from D.Prescott (B.Maher kick) (1-75, 0:11)	16	23
Eagles	4	1:39	D.Sproles 6 yd. pass from C.Wentz (J.Elliott kick) (6-75, 1:22)	23	23
Cowboys	5 (OT)	1:55	A.Cooper 15 yd. pass from D.Prescott (13-75, 8:05)	23	29

EAGLES INDIVIDUAL STATISTICS

RUSHING: J.Adams 7-36, W.Smallwood 1-3, D.Sproles 1-2, C.Wentz 4--3, C.Clement 1--4
RECEIVING: A.Jeffery 6-50-1TD, Z.Ertz 5-38, D.Goedert 4-44-1TD, D.Sproles 3-34-1TD, N.Agholor 2-49, G.Tate 1-7, J.Matthews 1-6
PASSING: C.Wentz 22-32-228-3TDs-0
INTERCEPTIONS: C.Graham 1-29, R.Douglas 1-17
SACKS: M.Bennett 1.5, F.Cox 1.5
FIELD GOALS: J.Elliott (26G)

COWBOYS INDIVIDUAL STATISTICS

RUSHING: E.Elliott 28-113, R.Smith 4-27, D.Prescott 4-2
RECEIVING: E.Elliott 12-79, A.Cooper 10-217-3TDs, B.Jarwin 7-56, M.Gallup 4-24, D.Schultz 3-37, C.Beasley 2-18, R.Smith 2-16, A.Hurns 1-9, R.Gathers 1--1
PASSING: D.Prescott 42-54-455-3TDs-2
INTERCEPTIONS: NONE
SACKS: T.Crawford 1.0, R.Gregory 1.0
FIELD GOALS: B.Maher (28G, 45WR, 62G, 21G)