



6-5 | 250 **7th Year**
DOB: Nov. 10, 1990 (Age 29)

Danville, California

Monte Vista High School



Stanford
D2-13 (35th overall)
by Philadelphia



A two-time Pro Bowler who caught the game-winning TD in **Super Bowl LII**, Zach Ertz was selected by Philadelphia in the 2nd round (35th overall) of the 2013 NFL Draft. In 2018, Ertz set the NFL single-season record for receptions (franchise-record 116) by a TE, breaking the previous mark of 110 by **Jason Witten** in 2012. He also ranks 2nd in Eagles all-time history with 507 career receptions.

MOST RECEPTIONS

NFL PLAYERS IN 2018

Michael Thomas (NO)	125
Zach Ertz (Phi.)	116
DeAndre Hopkins (Hou.)	115
Julio Jones (Atl.)	113
Adam Thielen (Min.)	113

** Ranks 1st among NFL TEs*

EAGLES SINGLE-SEASON HISTORY

Zach Ertz (2018)	116
Brian Westbrook (2007)	90
Irving Fryar (1996)	88
Irving Fryar (1997)	86
Jordan Matthews (2015)	85
Jeremy Maclin (2014)	85

MOST RECEIVING YARDS

NFL TIGHT ENDS IN 2018

1,377	George Kittle (SF)
1,336	Travis Kelce (KC)
1,163	Zach Ertz (Phi.)
896	Jared Cook (Oak.)
750	Eric Ebron (Ind.)

EAGLES ALL-TIME HISTORY

HAROLD CARMICHAEL	ZACH ERTZ	PETE RETZLAFF	BRIAN WESTBROOK
589	507	452	426
(1971-83)	(2013-19)	(1956-66)	(2002-09)

THREE-STEP DROP

Bucket list: Skydiving

Talent he'd most like to have:
The ability to read minds

'Welcome to the NFL' moment:
Seeing Michael Vick in a meeting

Favorite musician: **Jason Aldean**

Favorite TV shows: **Game of Thrones**
and Homeland

MOST RECEPTIONS BY A TIGHT END

NFL SINGLE-SEASON HISTORY

ZACH ERTZ	JASON WITTEN	TRAVIS KELCE
116	110	103
(2018)	(2012)	(2018)



CAREER STATISTICS

Year	Team	GP/S	RECEIVING					OFF SNAPS	
			Rec	Yds	Avg	Lg	TD	No	Pct
2013	Philadelphia	16/3	36	469	13.0	38	4	450	41%
2014	Philadelphia	16/5	58	702	12.1	35t	3	587	50%
2015	Philadelphia	15/7	75	853	11.4	60	2	790	68%
2016	Philadelphia	14/12	78	816	10.5	30	4	851	75%
2017	Philadelphia	14/13	74	824	11.1	53	8	778	69%
2018	Philadelphia	16/16	116	1,163	10.0	34	8	1,000	92%
2019	Philadelphia	12/12	70	736	10.5	26	3	746	86%
Totals		103/68	507	5563	11.0	60	32	---	---

PLAYOFFS

2013	Philadelphia	1/0	3	22	7.3	15	1	23	40%
2017	Philadelphia	3/2	18	192	10.7	36	1	176	85%
2018	Philadelphia	2/2	10	102	10.2	17	0	107	90%
Totals		6/4	31	316	10.2	36	2	---	---

ADDITIONAL STATISTICS

Fumbles/Lost: 5/4 - 2019 (1/1), 2018 (1/0), 2017 (1/1), 2015 (1/1), 2014 (1/1)

Forced Fumbles: 11/22/15 vs. TB

CAREER HIGHS


Receptions	15	12/20/14 at Was.
Receiving Yards	152	1/3/16 at NYG
Receiving Long	60	1/3/16 at NYG
Receiving TDs	2	4x, last: 11/11/18 vs. Dal.

CAREER HIGHLIGHTS

- In 2018, set the single-season record for receptions by a TE (116), surpassing **Jason Witten** in 2012 (110)
- In 2018, named to his second career **Pro Bowl** after ranking 2nd in the NFL with a career-high 116 receptions (franchise and NFL TE record), trailing only **Michael Thomas** (125)
- In 2017, earned his first career **Pro Bowl** nod after leading the Eagles in receptions (72) and receiving yards (824) and tying for the 2nd-most TDs (career-high 8) by an NFL TE
- Established an Eagles single-game record with a career-high 15 receptions on 12/20/14 at Washington
- Caught the game-winning TD in **Super Bowl LII** at NE (2/4/18) on an 11-yard pass from **Nick Foles** that gave the Eagles a 38-33 lead with 2:21 remaining
- Became the 4th-fastest TE in NFL history to reach 5,000+ career receiving yards (94 games), behind **Travis Kelce** (75), **Rob Gronkowski** (81) and **Antonio Gates** (90)

NOTES TO KNOW

- Ranks 2nd on the Eagles' all-time receptions list (507), trailing only **Harold Carmichael** (589, 1971-83)
- Has produced 4 career games with 13+ receptions, tied for the 2nd-most such performances in NFL history, trailing only **Wes Welker** (5, 2004-15). His 11 career games with 10+ catches are the 2nd-most ever by an NFL TE



ERTZ FAMILY FOUNDATION

Ertz and his wife, Julie, who is a star defender on the U.S. Women's National Soccer team, married during the 2017 offseason. In 2018, the couple launched the **Ertz Family Foundation**, which focuses on:

- Providing opportunities for youth to learn the value of exercise, nutrition, leadership, work ethic, accountability and team work
- Improving the quality of education through supporting teachers, students and schools
- Restoring hope and building communities for families that need it most

HIGH SCHOOL STANDOUT

Ertz graduated from Monte Vista HS (Danville, CA), where he was a first-team all-state selection as a senior after catching 56 passes for 756 yards and 14 TDs. He earned All-Northern California first-team honors from *NorCalPreps.com*, first-team All-Metro honors from the *San Francisco Chronicle*, All-East Bay honors from the *Contra Costa Times* and first-team All-East Bay Athletic League honors and was also named the 2008 *Cal-Hi Sports* North Coast Section Scholar Athlete of the Year.

Ertz also played high school basketball with Mark Appel, who was selected by the Houston Astros with the No. 1-overall pick in the 2013 MLB Draft and now plays in the Phillies organization. Their basketball team went 32-4 and lost in the NorCal finals. Ertz was a center and Appel was a small forward.

BIRDSEED

Ertz is the son of Lisa and Douglas, and has three younger brothers: Shane, Nic and Jackson. Lisa is an office manager and legal assistant, and Doug is a software salesman. Ertz also has a Bernese Mountain dog named Apollo. His father, Douglas, played football at Lehigh University from 1981-84 and his uncle, Davis, played baseball at Vermont from 1970-72.

Ertz earned his bachelor's degree in management science and engineering at Stanford.





2019 GAME-BY-GAME STATISTICS (PHI)										
Date	Opp	GP/S	RECEIVING					SNAPS		
			Rec	Yds	Avg	Lg	TD	No	Pct	
Sep 8	Was	W	1/1	5	54	10.8	26	0	61	82%
Sep 15	at Atl	L	1/1	8	72	9.0	16	0	81	100%
Sep 22	Det	L	1/1	4	64	16.0	23	0	76	100%
Sep 26	at GB	W	1/1	7	65	9.3	14	0	47	76%
Oct 6	NYJ	W	1/1	5	57	11.4	21	1	58	85%
Oct 13	at Min	L	1/1	4	54	13.5	20	0	52	80%
Oct 20	at Dal	L	1/1	2	38	19.0	24	0	49	80%
Oct 27	at Buf	W	1/1	2	20	10.0	18	0	66	90%
Nov 3	Chi	W	1/1	9	103	11.4	25t	1	70	79%
Nov 17	NE	L	1/1	9	94	10.4	25	0	67	89%
Nov 24	Sea	L	1/1	12	91	7.6	12	1	66	87%
Dec 1	at Mia	L	1/1	3	24	8.0	12	0	53	75%
Dec 9	NYG									
Dec 15	at Was									
Dec 22	Dal									
Dec 29	at NYG									
Totals			12/12	70	736	10.5	26	3	746	86%

SEASON HIGHLIGHTS

2019 - PHILADELPHIA EAGLES (12/12)

- Paced the Eagles with a season-high 12 receptions for 91 yards and 1 TD vs. Sea. (11/24/19). Became the 2nd player in team history with 500 career receptions, joining **Harold Carmichael** (589, 1971-83). Is the 2nd-fastest TE in NFL history to reach 500 receptions (102 games), trailing only **Kellen Winslow Sr.** (101 games)
- Registered a season high 103 yards on 9 receptions while also adding a 25-yard TD catch in the win vs. Chi. (11/3/19). Marked his 12th career 100+ yard game. His 25-yard TD is tied for the 2nd-longest TD of his career, trailing only a 35-yard TD on 12/7/14 vs. Seattle
- Posted a team-high 57 yards and 1 TD on 5 catches in the win vs. NYJ (10/6/19). Caught a 7-yard TD pass from **Carson Wentz** to give the Eagles a 21-0 second-quarter advantage

2018 - PHILADELPHIA EAGLES (16/16, 2/2)

- Set the single-season record for receptions by an NFL TE (116), surpassing the previous mark of 110 by **Jason Witten** in 2012. His 116 catches are also a single-season team record, surpassing **Brian Westbrook** in 2007 (90)
- Finished the season ranked 2nd in the NFL in receptions (116), trailing only **Michael Thomas** (125)
- Ranked 3rd among NFL TEs in receiving yards (1,163), behind **George Kittle** (1,377) and **Travis Kelce** (1,336). Also ranked 3rd among NFL TEs in receiving TDs
- Posted a team-high 12 receptions for 110 yards in the 32-30 win vs. Hou. (12/23/18), breaking **Jason Witten's** (110 in 2012) single-season record for receptions by a TE

2018 GAME-BY-GAME STATISTICS (PHI)										
Date	Opp	GP/S	RECEIVING					SNAPS		
			Rec	Yds	Avg	Lg	TD	No	Pct	
Sep 6	Atl	W	1/1	5	48	9.6	18	0	70	97%
Sep 16	at TB	L	1/1	11	94	8.5	34	0	74	94%
Sep 23	Ind	W	1/1	5	73	14.6	28	0	81	99%
Sep 30	at Ten	L	1/1	10	112	11.2	24	0	76	97%
Oct 7	Min	L	1/1	10	110	11.0	23	1	57	97%
Oct 11	at NYG	W	1/1	7	43	6.1	15	1	71	100%
Oct 21	Car	L	1/1	9	138	15.3	27	0	65	97%
Oct 28	at Jax	W	1/1	4	26	6.5	15	1	57	92%
Nov 11	Dal	L	1/1	14	145	10.4	23	2	62	100%
Nov 18	at NO	L	1/1	2	15	7.5	8	0	47	92%
Nov 25	NYG	W	1/1	7	91	13.0	24	1	52	80%
Dec 3	Was	W	1/1	9	83	9.2	20	0	59	79%
Dec 9	at Dal	L	1/1	5	38	7.6	12	0	44	85%
Dec 16	at LAR	W	1/1	3	22	7.3	11	0	59	92%
Dec 23	Hou	W	1/1	12	110	9.2	23t	2	73	89%
Dec 30	at Was	W	1/1	3	15	5.0	7	0	53	75%
Totals			16/16	116	1,163	10.0	34	8	1,000	92%
PLAYOFFS										
Jan 6	at Chi	W	1/1	5	52	10.4	17	0	61	90%
Jan 13	at NO	L	1/1	5	50	10.0	17	0	46	90%
Totals			2/2	10	102	10.2	17	0	107	90%






2017 GAME-BY-GAME STATISTICS (PHI)

Date	Opp	GP/S	RECEIVING					SNAPS			
			Rec	Yds	Avg	Lg	TD	No	Pct		
Sep 10	at Was	W 1/1	8	93	11.6	23	0	60	88%		
Sep 17	at KC	L 1/1	5	97	19.4	53	0	60	83%		
Sep 24	NYG	W 1/1	8	55	6.9	12	1	75	99%		
Oct 1	at LAC	W 1/1	5	81	16.2	38	0	60	76%		
Oct 8	Ari	W 1/1	6	61	10.2	14	1	57	85%		
Oct 12	at Car	W 1/1	2	18	9.0	17t	2	49	79%		
Oct 23	Was	W 1/0	5	89	17.8	46	1	53	82%		
Oct 29	SF	W 1/1	4	34	8.5	14	1	64	91%		
Nov 5	Den	W 0/0	INACTIVE (HAMSTRING)								
Nov 19	at Dal	W 1/1	2	8	4.0	6	0	60	94%		
Nov 26	Chi	W 1/1	10	103	10.3	22	1	65	83%		
Dec 3	at Sea	L 1/1	2	24	12.0	14	0	45	60%		
Dec 10	at LAR	W 0/0	INACTIVE (CONCUSSION)								
Dec 17	at NYG	W 1/1	6	56	9.3	17	1	60	88%		
Dec 25	Oak	W 1/1	9	81	9.0	25	0	56	82%		
Dec 31	Dal	L 1/1	2	24	12.0	15	0	14	24%		
Totals		14/13	74	824	11.1	53	8	778	69%		

PLAYOFFS

Jan 13	Atl	W 1/0	3	32	10.7	11	0	59	88%
Jan 21	Min	W 1/1	8	93	11.6	36	0	53	82%
Feb 4	at NE	W 1/1	7	67	9.6	19	1	64	85%
Totals		3/2	18	192	10.7	36	1	176	85%



100+ YARD RECEIVING GAMES (12)

Date	Opponent	Yds
1/3/16	at New York Giants (W, 35-30)	152
11/11/18	vs. Dallas Cowboys (L, 20-27)	145
1/1/17	vs. Dallas Cowboys (W, 27-13)	139
10/21/18	vs. Carolina Panthers (L, 17-21)	138
12/26/15	vs. Washington Redskins (L, 24-38)	122
12/20/14	at Washington Redskins (L, 24-27)	115
9/30/18	at Tennessee Titans (L, 23-26) (OT)	112
12/11/16	vs. Washington Redskins (L, 22-27)	112
12/23/18	vs. Houston Texans (W, 32-30)	110
10/7/18	vs. Minnesota Vikings (L, 21-23)	110
11/3/19	vs. Chicago Bears (W, 22-14)	103
11/26/17	vs. Chicago Bears (W, 31-3)	103

2016 GAME-BY-GAME STATISTICS (PHI)

Date	Opp	GP/S	RECEIVING					SNAPS			
			Rec	Yds	Avg	Lg	TD	No	Pct		
Sep 11	Cle	W 1/1	6	58	9.7	15	0	60	78%		
Sep 19	at Chi	W 0/0	INACTIVE (RIB)								
Sep 25	Pit	W 0/0	INACTIVE (RIB)								
Oct 9	at Det	L 1/1	3	37	12.3	21	0	52	85%		
Oct 16	at Was	L 1/1	1	22	22.0	22	0	46	88%		
Oct 23	Min	W 1/1	1	14	14.0	14	0	48	83%		
Oct 30	at Dal	L 1/1	4	19	4.8	11	0	63	81%		
Nov 6	at NYG	L 1/1	8	97	12.1	30	0	62	83%		
Nov 13	Atl	W 1/1	6	55	9.2	18	0	59	75%		
Nov 20	at Sea	L 1/1	6	35	5.8	11	1	70	88%		
Nov 28	GB	L 1/1	3	36	12.0	16	0	55	93%		
Dec 4	at Cin	L 1/0	9	79	8.8	20	1	70	88%		
Dec 11	Was	L 1/1	10	112	11.2	29	0	67	86%		
Dec 18	at Bal	L 1/1	6	80	13.3	24	0	81	93%		
Dec 22	NYG	W 1/1	2	33	16.5	19	0	48	86%		
Jan 1	Dal	W 1/0	13	139	10.7	20t	2	70	92%		
Totals		14/12	78	816	10.5	30	4	851	75%		

SEASON HIGHLIGHTS (Continued)

- Established a new franchise single-season record for receptions (93) in the 28-13 win vs. Was. (12/3/18). Led the Eagles with a team-high 9 receptions for 83 yards
- Posted his second consecutive game with 10+ catches (10) and 100+ receiving yards (110) vs. Min. (10/7/18). Became the first Eagle with 10+ receptions and 100+ receiving yards in back-to-back games since **Pete Pihos** from 12/4/55-12/11/55. Became the first NFL TE to do so since **Tony Gonzalez** with Kansas City from 12/25/04-1/2/05
- Tied for the team lead with 73 receiving yards vs. Ind. (9/23/18). Ertz and **Dallas Goedert** became the first pair of Eagles TEs with 70+ yards in the same game since **Ray Poage** (5-142) and **Pete Retzlaff** (6-118) on 12/5/65 vs. Dallas

2017 - PHILADELPHIA EAGLES (14/13, 3/2)

- Voted to his first career **Pro Bowl**. Became the first Eagles TE named to the all-star game since **Chad Lewis** in 2003
- Tied for the 2nd-most TDs (8) by an NFL TE, trailing only **Jimmy Graham** (10). His 8 TDs also tied for the 2nd-most ever by an Eagles TE, behind **Pete Retzlaff** in 1965 (10)
- Ranked 3rd among NFL TEs in receptions (72), trailing only **Travis Kelce** (83) and **Jack Doyle** (80)
- Posted the 3rd-most receiving yards (824) by an NFL TE, behind **Rob Gronkowski** (1,084) and **Travis Kelce** (1,038)
- Caught the game-winning TD in **Super Bowl LII** at NE (2/4/18) on an 11-yard pass from **Nick Foles** that gave the Eagles a 38-33 lead with 2:21 remaining. Became the first Eagle with 7+ catches in back-to-back games of the same postseason since **Duce Staley** during the 2001 playoffs



2015 GAME-BY-GAME STATISTICS (PHI)

Date	Opp	GP/S	RECEIVING						SNAPS		
			Rec	Yds	Avg	Lg	TD	No	Pct		
Sep 14	at Atl	L	1/0	3	46	15.3	21	0	52	70%	
Sep 20	Dal	L	1/0	3	17	5.7	9	0	40	65%	
Sep 27	at NYJ	W	1/0	2	30	15.0	21	0	38	52%	
Oct 4	at Was	L	1/1	2	11	5.5	7	0	38	68%	
Oct 11	NO	W	1/0	5	60	12.0	21	0	56	67%	
Oct 19	NYG	W	1/1	4	43	10.8	17	0	67	86%	
Oct 25	at Car	L	1/1	5	63	12.6	24	0	75	90%	
Nov 8	at Dal	W	1/1	5	44	8.8	27	0	59	81%	
Nov 15	Mia	L	1/0	7	68	9.7	27	0	76	79%	
Nov 22	TB	L	1/1	2	12	6.0	7	0	14	20%	
Nov 26	at Det	L	0/0	INACTIVE (CONCUSSION)							
Dec 6	at NE	W	1/1	2	9	4.5	5t	1	53	87%	
Dec 13	Buf	W	1/0	5	98	19.6	41	0	60	78%	
Dec 20	Ari	L	1/0	8	78	9.8	22t	1	49	77%	
Dec 26	Was	L	1/1	13	122	9.4	17	0	64	79%	
Jan 3	at NYG	W	1/0	9	152	16.9	60	0	49	74%	
Totals			15/7	75	853	11.4	60	2	790	68%	

2014 GAME-BY-GAME STATISTICS (PHI)

Date	Opp	GP/S	RECEIVING						SNAPS	
			Rec	Yds	Avg	Lg	TD	No	Pct	
Sep 7	Jax	W	1/1	3	77	25.7	26	1	52	60%
Sep 15	at Ind	W	1/0	4	86	21.5	27	0	52	76%
Sep 21	Was	W	1/0	2	14	7.0	10	0	38	52%
Sep 28	at SF	L	1/0	4	43	10.8	14	0	43	72%
Oct 5	StL	W	1/0	3	39	13.0	19	0	29	40%
Oct 12	NYG	W	1/0	3	47	15.7	23	1	30	42%
Oct 26	at Ari	L	1/1	5	48	9.6	15	0	47	51%
Nov 2	at Hou	W	1/0	1	4	4.0	4	0	24	29%
Nov 10	Car	W	1/0	1	17	17.0	17	0	31	50%
Nov 16	at GB	L	1/0	4	55	13.8	22	0	27	35%
Nov 23	Ten	W	1/1	4	30	7.5	10	0	26	30%
Nov 27	at Dal	W	1/0	0	0	---	--	0	20	26%
Dec 7	Sea	L	1/0	2	39	19.5	35t	1	25	54%
Dec 14	Dal	L	1/0	3	32	10.7	15	0	26	47%
Dec 20	at Was	L	1/1	15	115	7.7	16	0	70	78%
Dec 28	at NYG	W	1/1	4	56	14.0	19	0	47	64%
Totals			16/5	58	702	12.1	35t	3	587	50%

SEASON HIGHLIGHTS (Continued)

- Registered a team-high 93 yards on 8 receptions in the 38-7 win vs. Min. (1/21/18) in the NFC Championship. His 93 receiving yards are the 3rd-most by a TE in Eagles postseason history, trailing only **Keith Jackson** on 1/5/91 vs. Washington (116) and 12/31/88 at Chicago (142)
- Caught a TD pass in 4 consecutive games from 10/8/17-10/29/17, becoming the first Eagles TE to accomplish that feat since **Charle Young** from 12/1/74-9/21/75 (also 4)

2016 - PHILADELPHIA EAGLES (14/12)


- Led the Eagles with a career-high 78 receptions for 816 yards and 4 TDs. His 78 catches were the 2nd-most ever by an Eagles TE (**Keith Jackson** - 81 in 1988) and ranked 5th among NFL TEs that season, behind **Dennis Pitta** (86), **Travis Kelce** (85), **Kyle Rudolph** (83), and **Greg Olsen** (80)
- Ranked 1st among NFL TEs with 5.57 receptions per game, the 3rd-highest mark by any player in team history, trailing only **Brian Westbrook** in 2007 (6.00) and 2004 (5.62)
- Grabbed 13 receptions for 139 yards and tied a career high with 2 TDs from **Carson Wentz** vs. Dal. (1/1/17)

2015 - PHILADELPHIA EAGLES (15/7)

- Set a career high with 853 yards on 75 receptions, finishing 2nd on the team in both categories
- Recorded 30 receptions over the last three games of the season, setting an Eagles record for the most catches over a three-game span
- Posted 450 receiving yards in the final four games of the 2015 season, joining **Jimmy Graham** as the only NFL TEs with at least 450 yards over a four-game span since 2013

MULTI-TOUCHDOWN GAMES (5)

Date	Opponent	TDs
12/23/18	vs. Houston Texans (W, 32-30)	2
11/11/18	vs. Dallas Cowboys (L, 20-27)	2
10/12/17	at Carolina Panthers (W, 28-23)	2
1/1/17	vs. Dallas Cowboys (W, 27-13)	2
12/1/13	vs. Arizona Cardinals (W, 24-21)	2





2013 GAME-BY-GAME STATISTICS (PHI)

Date	Opp	GP/S	RECEIVING						SNAPS	
			Rec	Yds	Avg	Lg	TD	No	Pct	
Sep 9	at Was	W	1/0	1	11	11.0	11	0	24	30%
Sep 15	SD	L	1/0	2	58	29.0	31	0	12	20%
Sep 19	KC	L	1/0	1	5	5.0	5	0	14	22%
Sep 29	at Den	L	1/1	1	38	38.0	38	0	31	44%
Oct 6	at NYG	W	1/0	2	38	19.0	24	0	33	41%
Oct 13	at TB	W	1/0	3	13	4.3	6	0	42	62%
Oct 20	Dal	L	1/0	3	33	11.0	21	0	23	29%
Oct 27	NYG	L	1/0	1	5	5.0	5	0	27	44%
Nov 3	at Oak	W	1/0	5	42	8.4	15t	1	35	59%
Nov 10	at GB	W	1/0	0	0	---	--	0	33	54%
Nov 17	Was	W	1/0	2	31	15.5	16	0	30	45%
Dec 1	Ari	W	1/0	5	68	13.6	24t	2	38	49%
Dec 8	Det	W	1/1	0	0	---	--	0	26	35%
Dec 15	at Min	L	1/0	6	57	9.5	17	1	45	65%
Dec 22	Chi	W	1/1	1	27	27.0	27	0	15	23%
Dec 29	at Dal	W	1/0	3	43	14.3	17	0	22	33%
Totals			16/3	36	469	13.0	38	4	450	41%
PLAYOFFS										
Jan 4	NO	L	1/0	3	22	7.3	15	1	23	40%
Totals			1/0	3	22	7.3	15	1	23	40%



SEASON HIGHLIGHTS (Continued)

- Became the first Eagles TE since **Brent Celek** in 2009 to register back-to-back 100+ yard games after tallying a career-high 152 yards at NYG (1/3/16)
- Caught 13 passes for 122 yards vs. Was. (12/26/15). Became just the fourth NFL TE since 1960 with multiple games with 13+ catches and 100+ yards, joining **Jason Witten** (4), **Kellen Winslow Sr.** (3) and **Tony Gonzalez** (3)

2014 - PHILADELPHIA EAGLES (16/5)

- Set a franchise record with 15 receptions and posted his first-career 100+ yard game (115) at Was. (12/20/14)
- Since 1950, only two NFL TEs have posted 15+ receptions in a single game: Ertz (15 - 12/20/14 at Was.) and **Jason Witten** (18 - 10/28/12 vs. NYG)

2013 - PHILADELPHIA EAGLES (16/3, 1/0)

- Hauled in a 3-yard TD pass from **Nick Foles** to put the team up, 24-23, in the fourth quarter of the NFC Wild Card playoff game vs. NO (1/4/14)
- Led the Eagles with 68 receiving yards while scoring a career-high-tying 2 TDs vs. Ari. (12/1/13). His performance marked the first multi-TD game by an Eagles TE in the regular season since **Chad Lewis** on 12/30/01 vs. NYG and the first by an Eagles rookie TE since **Keith Jackson** on 11/6/88 vs. L.A. Rams
- Recorded his first-career TD reception on a 15-yard throw from **Nick Foles** at Oak. (11/3/13)

COLLEGE HIGHLIGHTS

- Appeared in 38 games at Stanford and recorded 112 receptions for 1,434 yards and 15 TDs in three seasons
- As a junior, was a unanimous first-team All-American after leading all Stanford pass catchers and all FBS tight ends in receiving yards (898) and receptions (69), both school records at the position. Also named to the All-Pac-12 first team and Pac-12 All-Academic honorable mention team
- As a sophomore, appeared in 10 games (three starts) and hauled in 27 receptions for 343 yards and 4 TDs
- Caught 16 passes for 190 yards and 5 TDs in 13 games as a redshirt freshman. His 5 TDs ranked 3rd on the team, behind **Doug Baldwin** (9) and **Coby Fleener** (7)

TRANSACTIONS

- 2013** Drafted by PHI in 2nd round (35th overall)
Signed 4-year contract
- 1/25/16** Signed by PHI to 5-year extension through 2021